



Josh Hankins



Ryan McNaugal



Kenny Moreland



Steven Millerleile



Matt Neal



# Christopher Newport Baseball 2008



# Captains' Quarters



The Freeman Center



Field Hockey/Lacrosse



Tennis Complex



Pomoco Stadium & Belk Track



Baseball Stadium



Soccer Stadium



Softball Stadium

## CNU Athletic Facilities



## GENERAL INFORMATION

Athletic Staff Directory .....	3
CNU Athletic facilities .....	IFC

## COACHING STAFF

Head Coach John Harvell .....	4
Assistant Coach Ron Frazier .....	5
Assistant Coach Andy Wissinger .....	5

## 2008 SEASON

Meet the Captains .....	8
Opponent Information .....	28
Pre-Season Preview .....	7
Pronunciation Guide .....	6
Roster - Alphabetical .....	6
Roster - Numerical .....	6
Schedule .....	3, BC
Squad Breakdown .....	6

## 2007 SEASON

Category Leaders .....	38
Conference-Only Stats .....	36
Game Highs .....	38
Game Results .....	37
Individual Statistics .....	35
Review of 2007 .....	34

## USA SOUTH

All-Conference Team 2007 .....	54
All-Tournament Team 2007 .....	54
Conference History .....	55
Individual Statistics 2007 .....	54
Pre-Season Poll .....	7
Standings 2007 .....	54
Year-By-Year Champions .....	55

## NCAA PLAY

NCAA Results .....	31
NCAA Record vs. all Opponents .....	33

## RECORD BOOK

All-Time Roster .....	48
All-Time Scores .....	52
Best From CNU's Past .....	46
Coaching Records .....	43
Honors .....	50
Hitting Streaks .....	44
Individual Records .....	39
Opening Day Games .....	43
Pitching Efforts .....	45
Record vs. Top 30 Opponents .....	33
Season, Career Leaders .....	42

Series Records vs. all Opponents .....	27
Single game Highs .....	43
Team Records .....	39
Yearly Leaders .....	45
Year-By-Year Records .....	43
Year-By-Year Team Stats .....	44

## CAPTAINS PARK

Directions to Captains Park .....	41
Old Captains Park .....	41
Records vs. Opponents at Home .....	41
Year-By-Year Records at Captains Park .....	40

## THE PROGRAM

Home of Champions .....	56
Living on the Peninsula .....	57

## 2008 SCHEDULE

Date	Day	Opponent	Site	Time
February				
12	Tue	Hampden-Sydney	Captains Park	3:00
14	Thu	Eastern Mennonite	Captains Park	3:00
16	Sat	Arcadia (2)	Captains Park	11:00
17	Sun	Gwynedd Mercy	Captains Park	11:00
20	Wed	Randolph-Macon	Captains Park	3:00
23	Sat	Villa Julie	Captains Park	12:00
24	Sun	Bridgewater	Captains Park	11:00
24	Sun	Salisbury	Captains Park	2:30
26	Tue	Virginia Wesleyan	Captains Park	3:00
29	Fri	Ramapo	Captains Park	3:00
March				
1	Sat	N.C. Wesleyan*	Captains Park	11:00
2	Sun	N.C. Wesleyan*	Captains Park	2:00
7	Fri	Virginia State	Captains Park	3:00
8	Sat	Averett*	Captains Park	1:00
9	Sun	Averett*	Captains Park	1:00
10	Mon	at Guilford	Greensboro, N.C.	3:00
12	Wed	at Virginia Wesleyan	Virginia Beach, Va.	3:00
13	Thu	at Frostburg St.	Frostburg, Md.	3:00
14	Fri	Castleton (Vt.) St. (2)	Captains Park	11:00
15	Sat	at Shenandoah*	Winchester, Va.	1:00
16	Sun	at Shenandoah*	Winchester, Va.	1:00
19	Wed	at Hampden-Sydney	Hampden-Sydney, Va.	3:00
22	Sat	Pace	Captains Park	1:00
26	Wed	at Eastern Mennonite	Harrisonburg, Va.	3:00
29	Sat	Greensboro*	Captains Park	1:00
30	Sun	Greensboro*	Captains Park	1:00
April				
1	Tue	at Bridgewater	Bridgewater, Va.	3:00
5	Sat	at Methodist*	Fayetteville, N.C.	1:00
6	Sun	at Methodist*	Fayetteville, N.C.	2:00
10	Thu	at Randolph-Macon	Ashland, Va.	3:00
12	Sat	at Ferrum*	Ferrum, Va.	1:00
13	Sun	at Ferrum*	Ferrum, Va.	1:00
17-20	Th.-Su.	USA South Conf. Tr.	Burlington, NC	TBA
24	Thu	at Mary Washington	Fredericksburg, Va.	3:00
26	Sat	at Salisbury	Salisbury, Md.	2:00
27	Sun	York (Pa.) (2)	Captains Park	12:00

Home games in bold  
\* USA South games

Athletic Communications Staff		
NAME	POSITION	PHONE
Block, Wayne	Asst. to A.D. Athletic Comm.	757-594-7382
Tommasino, Francis	Dir. Athletic Communications	757-594-7884
Gosselin, Dave	Asst. Dir. Athletic Comm.	757-594-7886
Alan Fontane	Student Assistant	757-594-7886
Beverly Waller	Student Assistant	757-594-7886
Caroline Morris	Student Assistant	757-594-7886
Chris Inzirillo	Student Assistant	757-594-7886

## CNU DIRECTORY

CNU Quick Facts/Directory	
Location .....	Newport News, Va.
Area Population .....	500,000 est.
Founded .....	1961
Enrollment .....	4,800
Nickname .....	Captains
Colors .....	Royal Blue and Silver
Conference .....	USA South Athletic Conference
President .....	Sen. Paul S. Trible, Jr.
Director of Athletics .....	C.J. Woollum
Athletic Department Phone .....	757-594-7025

### Athletic Department Staff

#### All phone numbers area code 757

Football .....	Matt Kelchner	594-7584
Men's Soccer .....	Steve Shaw	594-7383
Women's Soccer .....	Kwame Lloyd	594-7381
Volleyball .....	Lindsay Birch	594-7890
Cross Country .....	Keith Maurer	594-7213
Field Hockey .....	Carrie Moura	594-7920
Men's Basketball .....	C.J. Woollum	594-7217
Women's Basketball .....	Carolyn Hunter	594-7103
Track .....	Tyler Wingard	594-7892
Baseball .....	John Harvell	594-7054
Softball .....	Keith Parr	594-7352
Men's Tennis .....	Rush Cole	594-7372
Women's Tennis .....	Jenny Nuttycombe	594-8751
Golf .....	Tina Kihara	594-7891
Women's Lacrosse .....	Kwame Lloyd	594-7381
Men's Lacrosse .....	Chris Swanenberg	594-7976
Sailing .....	Dan Winters	886-2838
Cheerleading .....	Erica Flanigan	594-7694
Head Athletic Trainer .....	Chris Jones	594-7023
Head Football Trainer .....	Lacey Nordsiden	594-7787
Director-Athletic		
Outreach .....	Roland Ross	594-7041
Administrative		
Assistant .....	Judy Stenzhorn	594-7290
Business Manager .....	Shanika Ellis	594-7288
Program Support .....	Cindy Sutphin	594-8821
Program Support .....	Sandra Johnson	594-7291
Faculty Athletic		
Representative .....	Dr. Kip Redick	594-7801
Athletic Dept. Fax .....		594-7839
Internet web site .....		www.cnu.edu/athletics

The Christopher Newport 2007 baseball media guide was voted "Fourth in the Nation" among all Division III, NAIA and junior colleges by the College Sports Information Directors of America.

### Citation For Excellence In Publications

College Sports Information Directors of America

Presented to

Wayne Block and Dave Gosselin  
of Christopher Newport University  
Institutional Media Guide - Division C

Fourth In The Nation

An Award for a Special Place and Presented at the Annual Convention  
of CSDIA in San Diego, CA, on the 10th day of July, 2007



Cathy Bongueni

Don Dell

## On the Cover

Front Cover: CNU's seniors for 2008, clockwise from top left, Josh Hankins, Steven Millerleile, Matt Neal and Ryan McDougal with senior pitcher Kenny Moreland, center.

## Credits

The 2008 Baseball Media Guide is a publication of the Christopher Newport University Department of Athletic Communications.


Editor/Writer: Wayne Block.

Editorial Contributors: Dave Gosselin, Francis Tommasino, Alan Fontane, Beverly Waller, Caroline Morris, Chris Inzirillo.

Photography: J.J. Jones, University Relations, Stacy Whiting, Jesse Hutcheson

Front cover designed by: Wayne Block

Printing: Multi-Ad, Peoria, Ill.





# HEAD COACH JOHN HARVELL

The accomplishments just keep getting more and more amazing for John Harvell.

First, he took a program that had never finished higher than third in its conference (and that in a year when the league had only four teams) and won the school's first baseball championship. That put CNU in NCAA post season play for the first time in its history.

Then he repeats that title and goes even further - much further - all the way to No. 3 in the nation.

As if that wasn't enough, he takes his third CNU team even higher, leading the Captains into national championship day at the NCAA Division III World Series where they finished No. 2 in the country.

In three remarkable years, CNU went from conference also-ran to national power.

The American Baseball Coaches Association honored Harvell with its South Region Coach of the Year award for his efforts during the 2002 season and gave him the same award again in 2003.

Here are some of the amazing accomplishments of Christopher Newport baseball in the last four years:

- In 2001 the Captains rose from a fifth place tie in the Dixie Conference to tie for the league's regular season title, and then won the conference tournament championship for the first time. That vaulted CNU into NCAA play for the first time ever.
- After a 5-7 start in 2002 the Captains raced to a school record 38 wins and finished third at the NCAA Division III World Series. That came after winning the NCAA Regional Championship, obviously for the first time ever.
- In 2003 the Captains swept through the regional unbeaten in four games, and then won their first four at the World Series.
- CNU has a combined 16-7 post-season record in three NCAA appearances.
- The Captains are a remarkable 39-25 over the last six years against teams ranked

in the American Baseball Coaches Association Top 30 poll and are even 4-6 in games against the No. 1 ranked team.

• Christopher Newport had won as many as two games in the Dixie championship tournament only once previously, in 2000, but in 2001 and 2002 swept through the tournament with nine wins and just one loss.

• For his efforts Harvell has been named conference Coach of the Year twice.

He became well known to Captain fans as both a baseball and basketball player. He played three baseball seasons and two years of basketball




after transferring from Howard University where he played baseball and was a kicker on the football team.

His last two years of baseball were CNU's first two 20-victory seasons. In basketball he played for the first Christopher Newport team to reach the NCAA Sweet 16, in 1990-91.

Being new to a team is certainly nothing new to Harvell, who began his coaching career by starting the baseball program from scratch at nearby Woodside H.S. In his four years at the brand new school he compiled a record of 62-25, reached the state Group AAA regionals three times and played in the final four in 1998. He was named state Coach of the Year that season.

Harvell also serves as Christopher Newport's Director of Intramurals.

His wife, Heather, is a 1992 CNU graduate and they have an 13-year old son, Brandon.



## FACTS AND FIGURES ON JOHN HARVELL

### Career Highlights

Record: 191-105 (.645)  
Seasons at CNU: 7  
Conference Titles Won: 2  
Post Season Appearances: 3  
National Top 4 Finishes: 2  
30-Win Seasons: 2

### Honors and Distinctions

Dixie Conference Coach of the Year: 2001, 2002  
NCAA Regional Coach of the Year: 2002, 2003

### Player Honors

All-Conference: 38  
All-Region: 6  
All-Region Tournament: 10  
Region Tournament MVPs: 2  
All-Div. III World Series: 3  
All-America: 4

### Year-by-Year Record

Year	Record	Pct.	Conf.	Pct.	Place	Highlights
2001	25-11	.694	8-4	.667	T1st	Dixie Conf. Champs, NCAA Regionals
2002	38-16	.704	10-4	.714	3rd	Dixie Conf. Champs, NCAA Regional Champs, Div. III World Series 3rd place
2003	35-9	.795	9-3	.750	2nd	NCAA Regional Champs, Div. III World Series 2nd place
2004	25-16	.610	14-7	.667	2nd	
2005	25-16	.610	11-8	.579	3rd	
2006	19-20	.487	9-9	.500	5th	
2007	24-17	.585	6-6	.500	T4th	
Total	191-105	.645	67-41	.620		

### Record vs. All-Opponents

Alma	3-0	Frostburg St.	2-0	Misericordia	2-0
Anderson	1-0	Greensboro	15-7	N.C. Wesleyan	12-9
Anna Maria	1-0	Guilford	2-0	Notre Dame (O.)	2-0
Apprentice	1-1	Hampden-Sydney	7-2	Piedmont	2-2
Averett	17-6	Hanover	1-0	Randolph-Macon	5-1
Bridgewater	5-4	Johnson & Wales	0-1	Rowan	2-6
Bryant	0-1	Kutztown	2-2	St. Augustine's	2-0
Carthage	1-0	Lakeland	1-0	St. Mary's	1-1
Castleton St.	4-0	LaGrange	1-0	Salisbury	6-8
Chapman	1-2	LaRoche	2-0	Shenandoah	13-6
Chowan	10-0	Lock Haven	1-0	Southern Virginia	5-0
Clarion	2-0	Longwood	0-1	Thomas More	1-0
Cortland St.	2-1	Loras	2-0	Trinity (Conn.)	1-0
Dickinson	1-0	Lynchburg	1-2	Villa Julie	1-0
Eastern Conn. St.	2-0	Maine-Presque Isle	2-0	Virginia St.	5-0
Eastern Mennonite	3-0	Marietta	0-2	Virginia Wesleyan	7-6
Emory	0-1	Mary Washington	5-3	York (Pa.)	6-6
Ferrum	12-8	Methodist	9-15		

# Assistant Coaches

## Assistant Coach Ron Frazier

Ron Frazier has now come full circle with CNU baseball.

As a player he participated in the early days of Captain baseball, 1984 and 1985, the Captains' third and fourth years in the sport. CNU had a combined 15-45 record those two years, but in the last six seasons Frazier, in his 11th as an assistant coach, has reached the heights of CNU baseball. He has helped lead the Captains to No. 3 and No. 2 finishes at the NCAA Division III World Series in 2002 and 2003.

In fact, CNU has had 12 20-win seasons in its baseball history and Frazier has been a coach for nine of them. The Captains have had just three losing seasons with him in the dugout.

The Newport News native, and graduate of Denbigh H.S., at one time held the school record for most stolen bases in a game with four against Bridgewater in 1984.

He assisted the Captains as a coach from the fall of 1989 until the spring of 1992 and then worked with the programs at Menchville and Denbigh High Schools. Denbigh won three regional titles and went to a state final four during his years.

Frazier rejoined the CNU staff in 1999. Since that time he has overseen dramatic reductions in the team ERA from 6.03 in 1999 to 3.77 over the last seven years combined, including a new school record of 3.10 in 2007.



## Assistant Coach Andy Wissinger

Former Virginia Wesleyan player and coach Andy Wissinger has been a member of the Christopher Newport coaching staff for the past six years, and during that time the Captains have finished No. 3 and No. 2 in the nation respectively.

A four-year starter for the Marlins at a variety of positions, he was a first team All-Old Dominion Athletic Conference (ODAC) choice at shortstop in 1998 and second team at shortstop and

second base in 1997 and 1999. He also caught some in his junior year.

He helped lead Virginia Wesleyan to a pair of ODAC championships and NCAA Tournament appearances and tied the school records for a season in stolen bases (42) and walks (33). He was a career .325 hitter.

He then joined the Marlins' staff as a coach in 2000, working with the pitchers. In 2001 he was infield coach and both years worked as a base coach as well.

During the summer of 2005 he was coach of the Peninsula Pilots of the highly-regarded Coastal Plain League for college underclassmen.



The Captains celebrate another win

# 2008 CNU ROSTER

Alphabetical									
No.	Name	Class	Pos.	B-T	Ht.	Wt.	Hometown	High School	
Pitchers									
31	David Acosta	Fr.	P	R-R	6-1	205	Falls Church, Va.	Falls Church	
35	Kyle Baumann**	Jr.	P	R-R	6-1	170	Fairfax, Va.	Chantilly	
19	Brandon Berry**	Jr.	P	R-R	6-3	186	King William, Va.	King William	
32	Josh Brinkman	So.	P	R-R	6-1	195	Newport News, Va.	Hampton Christian	
42	Sean Chitsaz	Fr.	P	R-R	6-2	220	Burke, Va.	Lake Braddock	
23	Josh Hankins***	Sr.	P	R-R	6-1	190	Stafford, Va.	Colonial Forge	
12	Kyle Harsanyi	Fr.	P	R-R	6-1	185	Centreville, Va.	Centerville	
34	Jason Jenkins*	So.	P	R-L	6-2	180	Washington, Va.	Rappahannock	
40	Austin Lindley	Fr.	P	R-R	6-5	190	Springfield, Va.	South County	
45	Chris Malvagna	So.	P	R-R	6-1	165	Centreville, Va.	Centreville	
27	Steven Millerleile*	Sr.	P	L-L	6-1	200	Grafton, Va.	Grafton	
15	Kenny Moreland**	Sr.	P	R-R	5-11	185	Springfield, Va.	Robert E. Lee	
39	Kevin Moreland**	Jr.	P	R-R	6-1	205	Springfield, Va.	Robert E. Lee	
13	Bryce Morrison*	So.	P	R-R	5-11	160	McLean, Va.	Langley	
Catchers									
22	Nick Calabrese	Fr.	C	R-R	5-7	165	Fairfax, Va.	Fairfax	
38	Thomas Drewry	Fr.	C	R-R	6-1	205	Newport News, Va.	Denbigh	
37	Matt McDaniel	Fr.	C	S-R	6-1	187	Woodbridge, Va.	Forest Park	
36	Ryan Norris**	Jr.	C	R-R	5-11	200	Deltaville, Va.	Middlesex	
44	Randy Rosenberg	So.	C	R-R	5-9	195	Arlington, Va.	Yorktown	
Infielders									
17	Trae Bailey**	Jr.	INF	R-R	5-11	180	Chesapeake, Va.	Great Bridge	
29	Chris Despins	So.	INF	R-R	6-5	225	Oak Hill, Va.	Oakton	
30	Todd Faison	Sr.	INF	R-R	6-1	185	Southampton, Va.	Franklin	
18	David Fennessey	Fr.	INF	R-R	6-3	220	Burke, Va.	Lake Braddock	
8	Justin Harrah	So.	INF	L-L	6-0	180	Yorktown, Va.	Grafton	
9	Zack Hutchison*	So.	INF	R-R	5-10	155	Virginia Beach, Va.	Landstown	
16	Shayne Kersey*	So.	INF	L-R	5-9	170	Newport News, Va.	Hampton Christian	
26	Ryan McDougal**	Sr.	INF/P	R-R	6-0	170	Newport News, Va.	Denbigh	
25	Matt Neal**	Sr.	INF	L-L	6-4	215	Strasburg, Va.	Strasburg	
7	Parker Neal*	So.	UTIL	R-R	6-0	190	Strasburg, Va.	Strasburg	
1	Alex Owen**	Jr.	INF	R-R	5-9	175	Virginia Beach, Va.	Princess Anne	
33	Michael Romett	So.	INF	R-R	6-1	230	Stafford, Va.	North Stafford	
Outfielders									
21	Eric Cole**	Jr.	OF	R-R	6-0	165	Chesapeake, Va.	Great Bridge	
4	Danny Crane*	So.	OF	R-R	5-7	170	Culpeper, Va.	Culpeper	
10	Mike Giarrizzi**	Jr.	OF/P	R-L	5-11	165	Woodbridge, Va.	Potomac	
2	Joey Martin*	So.	OF	L-L	5-8	160	Stafford, Va.	N. Stafford	
14	Travis Medina	Fr.	OF	R-L	5-10	170	Fairfax, Va.	Robinson	
5	Jimmy Six	Fr.	OF	R-R	5-9	170	Virginia Beach, Va.	Ocean Lakes	

\*Previous CNU experience  
Head coach: John Harvell (00)  
Assistant: Ron Frazier (28)  
Assistant: Andy Wissinger (3)

Numerical									
No.	Name	Class	Pos.	B-T	Ht.	Wt.	Hometown	High School	
1	Alex Owen**	Jr.	INF	R-R	5-9	175	Virginia Beach, Va.	Princess Anne	
2	Joey Martin*	So.	OF	L-L	5-8	160	Stafford, Va.	N. Stafford	
4	Danny Crane*	So.	OF	R-R	5-7	170	Culpeper, Va.	Culpeper	
5	Jimmy Six	Fr.	OF	R-R	5-9	170	Virginia Beach, Va.	Ocean Lakes	
7	Parker Neal*	So.	UTIL	R-R	6-0	190	Strasburg, Va.	Strasburg	
8	Justin Harrah	So.	INF	R-R	6-1	185	Yorktown, Va.	Grafton	
9	Zack Hutchison*	So.	INF	R-R	5-10	155	Virginia Beach, Va.	Landstown	
10	Mike Giarrizzi**	Jr.	OF/P	R-L	5-11	165	Woodbridge, Va.	Potomac	
12	Kyle Harsanyi	Fr.	P	R-R	6-1	185	Centreville, Va.	Centreville	
13	Bryce Morrison*	So.	P	R-R	5-11	160	McLean, Va.	Langley	
14	Travis Medina	Fr.	OF	R-L	5-10	170	Fairfax, Va.	Robinson	
15	Kenny Moreland***	Sr.	P	R-R	5-11	185	Springfield, Va.	Robert E. Lee	
16	Shayne Kersey*	So.	INF	L-R	5-9	170	Newport News, Va.	Hampton Christian	
17	Trae Bailey**	Jr.	INF	R-R	5-11	180	Chesapeake, Va.	Great Bridge	
18	David Fennessey	Fr.	INF	R-R	6-3	220	Burke, Va.	Lake Braddock	
19	Brandon Berry**	Jr.	P	R-R	6-3	186	King William, Va.	King William	
21	Eric Cole**	Jr.	OF	R-R	6-0	165	Chesapeake, Va.	Great Bridge	
22	Nick Calabrese	Fr.	C	R-R	5-7	165	Fairfax, Va.	Fairfax	
23	Josh Hankins***	Sr.	P	R-R	6-1	190	Stafford, Va.	Colonial Forge	
25	Matt Neal**	Sr.	INF	L-L	6-4	215	Strasburg, Va.	Strasburg	
26	Ryan McDougal**	Sr.	INF/P	R-R	6-0	170	Newport News, Va.	Denbigh	
27	Steven Millerleile*	Sr.	P	L-L	6-1	200	Grafton, Va.	Grafton	
29	Chris Despins	So.	INF	R-R	6-5	225	Oak Hill, Va.	Oakton	
30	Todd Faison	Sr.	INF	R-R	6-1	185	Southampton, Va.	Franklin	
31	David Acosta	Fr.	P	R-R	6-1	205	Falls Church, Va.	Falls Church	
32	Josh Brinkman	So.	P	R-R	6-1	195	Newport News, Va.	Hampton Christian	
33	Michael Romett	So.	INF	R-R	6-1	230	Stafford, Va.	North Stafford	
34	Jason Jenkins*	So.	P	R-L	6-2	180	Washington, Va.	Rappahannock	
35	Kyle Baumann**	Jr.	P	R-R	6-1	170	Fairfax, Va.	Chantilly	
36	Ryan Norris**	Jr.	C	R-R	5-11	200	Deltaville, Va.	Middlesex	
37	Matt McDaniel	Fr.	C	S-R	6-1	187	Woodbridge, Va.	Forest Park (Va.)	
38	Thomas Drewry	Fr.	C	R-R	6-1	205	Newport News, Va.	Denbigh	
39	Kevin Moreland**	Jr.	P	R-R	6-1	205	Springfield, Va.	Robert E. Lee	
40	Austin Lindley	Fr.	P	R-R	6-5	190	Burke, Va.	South County	
42	Sean Chitsaz	Fr.	P	R-R	6-2	220	Burke, Va.	Lake Braddock	
44	Randy Rosenberg	So.	C	R-R	5-9	195	Arlington, Va.	Yorktown	
45	Chris Malvagna	So.	P	R-R	6-1	165	Centreville, Va.	Centreville	
	Todd Faison	Sr.		R-R	6-1	185	Franklin, Va.	Southampton	

\*Previous CNU experience  
Head coach: John Harvell (00)  
Assistant: Ron Frazier (28)  
Assistant: Andy Wissinger (3)

## ROSTER BREAKDOWN

### CAPTAINS BY CLASS

**Seniors (6):** Todd Faison, Josh Hankins, Ryan McDougal, Steven Millerleile, Kenny Moreland, Matt Neal

**Juniors (8):** Trae Bailey, Kyle Baumann, Brandon Berry, Eric Cole, Mike Giarrizzi, Kevin Moreland, Ryan Norris, Alex Owen

**Sophomores (12):** Josh Brinkman, Danny Crane, Chris Despins, Justin Harrah, Zack Hutchison, Jason Jenkins, Shayne Kersey, Chris Malvagna, Joey Martin, Bryce Morrison, Parker Neal, Michael Romett, Randy Rosenberg

**Freshmen (9):** David Acosta, Nick Calabrese, Sean Chitsaz, Thomas Drewry, David Fennessey, Austin Lindley, Matt McDaniel, Travis Medina, Jimmy Six

## PRONUNCIATION GUIDE

David Acosta	uh-COST-uh
Trae Bailey	TRAY
Kyle Baumann	BAW-mn
Nick Calabrese	CAL-uh-breeze
Sean Chitsaz	CHEAT-sas
Chris Despins	DES-pins
Thomas Drewry	DREW-ree
Todd Faison	FAZE-un
David Fennessey	FEN-uh-see
Mike Giarrizzi	g-uh-RIZ-ee
Kyle Harsanyi	har-SAHN-ee
Chris Malvagna	mal-VON-nyuh
Steve Millerleile	MILLER-lyle
Michael Romett	row-MET
Andy Wissinger	WHIZ-in-gur





# THE 2008 OUTLOOK

You might almost have to coin a new term to describe Christopher Newport baseball in 2008, a group of "young veterans."

Led by primarily freshmen and sophomores in 2007, the Captains compiled a fine, 24-17, record and stayed in the hunt for the always-tough USA South title until the final weekend.

Now, mostly sophomores and juniors, almost all that squad returns, and it has drawn notice from opposing clubs. CNU was tabbed to win the USA South this season in a poll of the conference coaches.

The reasons include that core group who are now mostly sophomores and juniors, along with just enough senior leadership to possibly push the Captains over the top. There are six seniors, but a total of 20 sophomores and juniors.

## First Base

Coach John Harvell has several very good options here, but transfer Chris Despina, who arrives from Longwood, will get the call. The 6-5 sophomore will give the Captains a power threat they have lacked for several years, and is capable of putting up big numbers. Last year's starter, Ryan McDougal, could always move in, if needed, and will fill a utility role, including DH. Senior Matt Neal and sophomore Justin Harrah are capable backups.

## Second Base

Sophomore Zack Hutchison took the job from day one in his rookie year and produced a fine season, especially defensively. He is one of several players who contribute to CNU's excellent team speed. He had 13 stole bases in 14 tries a year ago. Sophomore Shayne Kersey will back him up.

## Shortstop

Junior Trae Bailey has gotten better each year and was a second team All-USA South choice last season after leading CNU with a .323 average and 37 RBIs. Right behind him will be junior Alex Owen, the stater at third base last season, who will play just about any infield spot.

## Third Base

Last year's All-USA South honorable mention designated hitter, sophomore Parker Neal, will get the first chance at third base this season. He tied for second on the club at .315 a year ago, and will be pressed hard for the job by freshman David Fennessey (Burke, Va.) and sophomore transfer Michael Romett, who played at Division I Mt. St. Mary's a year ago.

## Left Field

Sophomore Joey Martin had a solid freshman season as the every day left fielder in 2007. He was another that added to CNU's team speed with 13 steals. Freshman Jimmy Six (Virginia Beach, Va.) could well see time here as well.

## Center Field

Junior Mike Giarrizzi will handle a dual role in 2008, the starting center fielder, and likely the No. 2 man in the pitching rotation. He was an honorable mention All-USA South selection last season when he hit .315. Freshman Travis Medina (Fairfax, Va.) will be the back-up, and likely starter, when Giarrizzi moves to the mound.

## Right Field

As a freshman, two years ago, Eric Cole played in just one game. The next year John Harvell inserted him into the starting lineup and he responded with a .293 batting average and a pair of home runs. He'll man right field with help from sophomore Danny Crane, who Harvell says

has had an outstanding pre-season.

## Catcher

The biggest hole for CNU following the graduation of Mike Kurbjewit, the stater from the last two years. Junior Ryan Norris will get the initial call, with help from freshman Thomas Drewry (Newport News, Va.), sophomore Randy Rosenberg, freshman Matt McDaniel (San Antonio, Texas) and freshman Nick Calabrese (Fairfax, Va.).

## Designated Hitter

With last year's DH, Parker Neal, moving to third base, Harvell has lots of options. Probably the first choice will be Ryan McDougal, last year's starting first baseman, who hit .291 a year ago. However Division I transfer Michael Romett, and freshmen David Fennessey and Thomas Drewry could see time.

## Starting Pitching

It starts with senior Kenny Moreland who stands on the verge of completing the greatest pitching career in CNU history. The righty was 9-3 a year ago with a 2.30 ERA and 90 strikeouts in 97.2 innings. He walked only 18 over that span. Likely to move into the No.2 spot as the Sunday starter is junior center fielder Mike Giarrizzi who shined in his late-season mound duties last season. He was 1-1 with a 2.45 ERA in seven appearances over 22 innings. But he added 29 strikeouts and had only six walks. All those numbers were skewed by one bad outing at the end of the year. Sophomore Chris Malvagna, who did not pitch last year, has had a great fall and pre-season according to Harvell and will get several starts. Senior Steven Millerleile and freshman David Acosta (Falls Church, Va.) will be in the mix as well. But the wild card could be junior Kyle Baumann. He was on his way to a fine season in 2007, with a 3-1 mark and 2.06 ERA, when he injured his elbow and underwent Tommy John Surgery. He has made an amazing recovery and could be available just in time for conference play.

## Relief Pitching

Several veterans, and one newcomer, could serve as the bridge to closer Kevin Moreland. Senior Josh Hankins was 1-0 with a 2.16 ERA, junior Brandon Berry was 2-1 and 3.06, sophomore Bryce Morrison 1-0, 3.65 and sophomore Josh Brinkman 0-1, 6.00. Freshman Austin Lindley (Springfield, Va.) will make appearances here as well.

## Closer

Junior Kevin Moreland made 20 appearances last season and finished with a 1-2 record but a 1.57 ERA and five saves. That earned him second team All-USA South honors. Also getting save chances in some games could be senior Steven Millerleile.

## The Season

Pitching and defense - they've been CNU hallmarks for the last several years and figure to be again in 2008, with team speed thrown in.

The Captains set a school record with a 3.10 team ERA in 2007, 17th best in Division III, and had a nearly 3-1 strikeouts to walks ratio. Most of that staff returns.


Defensively, CNU equalled the school record with a .962 fielding percentage, 29th in the country, and here, too, most of the players who fashioned that mark are back.

Harvell feels that his young 2007 squad will improve on its .284 team batting average and that there is more power potential than in several years.

He'll need everything he can get to back up the coaches' prediction of CNU winning the USA South regular season. It is arguably the best Division III conference in the nation, with the seven schools producing just a total of three losing seasons in the last four years.

## USA SOUTH PRE-SEASON POLL 2008

1	CNU	(3)	31
2.	N.C. Wesleyan	(1)	28
3.	Methodist	(2)	27
4.	Averett	(1)	24
5.	Ferrum		19
6.	Shenandoah		12
7.	Greensboro		6




## # 31 David Acosta

Freshman - Pitcher - R-R - 6-1 - 205 - Falls Church, Va. - Falls Church H.S.

**AT FALLS CHURCH** - First team all-National District in his senior year playing for coach Greg Edwards... Also second team all-district as a sophomore and junior and honorable mention in his freshman year... Set the school's career record for strikeouts... Also an all-district basketball player.

**PERSONAL** - David Francis Acosta was born July 23, 1989 in Arlington, Va... He is the son of Andrew Acosta and Ann Crane and has not yet chosen a major... Has two sisters, Marie, 24 and Ariel, 26.



## # 17 Trae Bailey

Junior - INF - R-R - 5-11 - 180 - Chesapeake, Va. - Great Bridge H.S.

**2007 - Sophomore Year** - Improved from honorable mention to second team all-USA South after leading the Captains in hitting with a .323 mark, giving him the same average in both of his two seasons at CNU... Had a four-hit game in the USA South Tournament against Ferrum, and added three hits each versus Eastern Mennonite, Southern Virginia, Hampden-Sydney, Castleton St. and Lynchburg... Even had 11 other two-hit games... Also paced CNU with 37 RBIs including four each in games with Piedmont and Ferrum in the USA South Tournament... Smashed three home runs, against Shenandoah, Piedmont and N.C. Wesleyan.

**2006 - Freshman Year** - Began his CNU career in fine fashion, hitting .323 and doing a great job defensively at shortstop... For his efforts he was named honorable mention all-USA South shortstop... Had ten multi-hit games, including three each against Ferrum and Salisbury... After a slow start,

he hit .385 over the last 18 games... Had two RBIs each in games with Averett and Methodist and hit home runs versus Ferrum and Greensboro in the USA South Tournament which helped him earn all-tournament honors.


**AT GREAT BRIDGE** - Earned first team all-region and all-Southeastern District as a junior and was a second team all-district player in his senior season... Also selected first team all-Tidewater as a junior... Played for coach Wiley Lee... The Wildcats were Virginia Group AAA State Champions in his sophomore season... A member of the National Honor Society, a Tidewater Athletic-Scholar and a State Farm Student-Athlete... Did volunteer work with the Red Cross.

**PERSONAL** - Jimmy D. Bailey, III, was born Oct. 29, 1986 in Clinton, Miss... He is the son of Jimmy and Ginger Bailey and has a sister Tiffany, 17... Majoring in Business.

### The Numbers on Trae Bailey

Year	BAve.	GP-GS	AB	R	H	2B	3B	HR	RBI	TB	SLG.	BB	HBP	SO	GDP	OB%	SF	SH	SB-ATT	PO	A	E	FLD%
2006	.323	31-29	96	13	31	4	0	2	14	41	.427	11	0	8	2	.393	1	1	5-6	39	93	9	.936
2007	.323	41-41	161	28	52	15	1	3	37	78	.484	17	2	10	0	.394	2	2	7-9	44	127	15	.919
Career	.323	72-70	257	41	83	19	1	5	51	119	.463	28	2	18	2	.394	3	3	12-15	83	220	24	.927





# # 35 Kyle Baumann

Junior - Pitcher - R-R - 6-1 - 170 - Fairfax, Va. - Chantilly H.S.

**2007 - Sophomore Year** - Had his season cut short by an elbow injury that required Tommy John surgery....Had been on his way to an outstanding year with a 3-1 record and 2.06 ERA in 35 innings...Pitched six innings of four-hit shutout ball against nationally-ranked Emory and went five innings allowing just four hits and no runs versus Hampden-Sydney...Also had good outings versus Averett with four hits and one run over six innings and Greensboro with just five hits and one run in 6.2 innings...Had his wins over Hampden-Sydney, Averett and Greensboro.

**2006 - Freshman Year** - Made appearances in four games, twice against Shenandoah and once each versus Randolph-Macon and Salisbury...Hurled an

inning each time and posted strikeouts in the two Shenandoah contests.

**AT CHANTILLY** - A first team all-region choice as a senior and second team in his junior season playing for coach Gorlan Cooper...Named first team all-Concorde District both years...Had a 13-5-2 career record on the mound with a 1.89 ERA...Added 123 strikeouts and just 32 walks...Also an all-district track athlete for three years...A member of the marching band.

**PERSONAL** - Kyle Robert Baumann was born March 12, 1987 in Fairfax, Va...The Biology major is the son of Janice and Leigh Baumann...He has a sister Jenna, 17.

## The Numbers on Kyle Baumann

Year	ERA	W-L	APP	GS	CG	SHO/CBO	SV	IP	H	R	ER	BB	SO	2B	3B	HR	AB	B/Ave.	WP	HBP	BK
2006	11.25	0-0	4	0	0	0	0	4.0	6	6	5	4	2	2	0	0	17	.353	2	2	0
2007	2.06	3-1	8	7	0	0	0	35.0	33	12	8	8	25	4	0	0	134	.245	4	8	0
Career	3.00	3-1	12	7	0	0	0	39.0	39	18	13	12	27	6	0	0	151	.258	6	10	0



# # 19 Brandon Berry

Junior - P - R-R -6-3 - 186 - King William, Va. - King William H.S.

**2007 - Sophomore Year** - Made four starts early in the season and then played a key role in the bullpen...Got a win over Eastern Mennonite with four innings of four hit, shutout ball and a victory over Virginia St...Made three straight relief appearances late, against N.C. Wesleyan, Randolph-Macon and Dickinson, in which he allowed one hit and no runs in an inning each.

**2006 - Freshman Year** - Saw action on the mound in eight contests in his rookie season...Made four consecutive starts, with wins over Misericordia and Mary Washington and losses to Bridgewater and Greensboro...In the two wins he went six innings each time, allowing just one


earned run...Struck out a season-high four versus Misericordia.

**AT KING WILLIAM** - Earned first team all-state honors in his junior year and was an all-region selection in his final two seasons...Also a four-time first team all-Tidewater District choice...Played for coach Gary Brock...He was the team's captain in his junior and senior years and played in the Virginia High School League (VHSL) All-Star Game as a senior...Also a four-year all-academic team member in the Tidewater District.

**PERSONAL** - William Brandon Berry was born Oct. 16, 1986 in Henrico Co., Va....He is a Business Management major and the son of William and Sandra Berry...Has a brother Christopher, 22.

## The Numbers on Brandon Berry

Year	ERA	W-L	APP	GS	CG	SHO/CBO	SV	IP	H	R	ER	BB	SO	2B	3B	HR	AB	B/Ave.	WP	HBP	BK
2006	5.32	2-2	8	4	0	0/1	0	22.0	28	18	13	13	10	5	1	1	92	.304	1	2	0
2007	3.06	2-1	7	4	0	0/2	0	17.2	22	9	6	6	12	8	0	0	73	.301	0	6	0
Career	4.31	4-3	15	8	0	0/3	0	39.2	50	27	19	19	22	13	1	1	165	.303	1	8	0



## # 32 Josh Brinkman

Sophomore - Pitcher - R-R - 6-1 - 195 - Newport News, Va. - Hampton Christian H.S.

**2007 - Freshman Year** - Appeared in seven games, all in relief...Pitched hitless, shutout innings against Southern Virginia, Hampden-Sydney and Castleton St.


**AT HAMPTON CHRISTIAN** - Twice chosen as a first team all-state private school player...He was also a first and second team all-Metro Conference pick playing for coach Mike Moore...Was the team captain as a senior...Hit .310 and .330 in his last two years and

went 9-3 and 11-3 on the mound...Graduated Magna Cum Laude...A member of the BETA Club, Principals' List and German Club.

**PERSONAL** - Andrew Joshua Brinkman was born April 29, 1988 in Newport News, Va...The son of Steve and Donna Hardisty is undecided in his major...Has a brother Stephen Brinkman, 24 and a sister Meagan Brinkman, 22...His cousin, Paul Modar, played football at Hampden-Sydney.

### The Numbers on Josh Brinkman

Year	ERA	W-L	APP	GS	CG	SHO/CBO	SV	IP	H	R	ER	BB	SO	2B	3B	HR	AB	B/Ave.	WP	HBP	BK
2007	6.00	0-1	7	0	0	0	0	9.0	6	6	6	6	8	3	0	0	32	.188	3	2	0




## # 22 Nick Calabrese

Freshman - C - R-R - 5-7 - 165 - Fairfax, Va. - Fairfax H.S.

**AT FAIRFAX** - Twice named first team all-Concorde District and a second team all-region selection in his junior year...He was also an honorable mention all-Liberty District choice at second base as a freshman and at shortstop in his sophomore season...Hit .405 as a senior in the district and .350 in his junior year...Played for coach Rick Freeman...An Honor Roll student every year. A Peer Mediator and volunteered at the Virginia Assisted Living Center.

**PERSONAL** - Nicholas Francesco Calabrese was born March 15, 1989 in Annandale, Va...He is majoring in Biology and is the son of George and Bobbi Calabrese.






## #42 Sean Chitsaz

Freshman - Pitcher - R-R - 6-2 - 220 - Burke, Va. - Lake Braddock H.S.

**AT LAKE BRADDOCK** - An honorable mention all-state choice in his senior year when he was also first team all-region, first team all-Patriot District, first team all-met and the District's Pitcher of the Year...A second team all-district selection as a junior...Played for coach Jody Rutherford...Had a 16-1 record with a 1.80 ERA and 159 strikeouts...An Honor Roll student and did volunteer work planting trees.

**PERSONAL** - Sean Chitsaz was born April 24, 1989 in Fairfax, Va...He is majoring in Business Finance...The son of Sha and Debbie Chitsaz has a sister Shahna, 20.



## #21 Eric Cole

Junior - OF - R-R - 6-0 - 165 - Chesapeake, Va. - Great Bridge H.S.

**2007 - Sophomore Year** - After appearing in just one game in his freshman year, he was inserted as the starting right fielder on opening day and did an outstanding job...Had ten multi-hit games, paced by three against Virginia Wesleyan...Hit two home runs, against Shenandoah and Randolph-Macon.

**2006 - Freshman Year** - Saw action in one game, against Greensboro, where he scored a run...Named to the USA South all-academic team and made Dean's List in the Spring semester.

**AT GREAT BRIDGE** - A first team all-state selection in his senior year when he was also first team all-region, all-Southeastern District and all-Tidewater...Hit .429 as a senior with 30 RBIs and 27 stolen bases...Played for coach Wiley Lee...A National Honor Society member.

**PERSONAL** - Eric Thomas Cole was born March 22, 1987 in Richmond, Va...He is the son of Frank and Melody Cole and is majoring in Business...Has a brother Philip, 25.

### The Numbers on Eric Cole

Year	BAve	GP-GS	AB	R	H	2B	3B	HR	RBI	TB	SLG	BB	HBP	SO	GDP	OB%	SF	SH	SB-ATT	PO	A	E	FLD%
2006	.000	1-0	0	1	0	0	0	0	0	0	.000	0	0	0	0	.000	0	0	0-0	0	0	0	.000
2007	.293	39-39	140	18	41	8	1	2	23	57	.407	5	1	24	1	.322	3	6	5-9	74	3	3	.963
Career	.293	40-39	140	19	41	8	1	2	23	57	.407	5	1	24	1	.322	3	6	5-9	74	3	3	.963



## #4 Danny Crane

Sophomore - UTIL - R-R - 5-7 - 170 - Culpeper, Va. - Culpeper H.S.

**2007 - Freshman Year** - Appeared in four games, with a start in the season finale against York (Pa.)... In that game he walked and scored twice...Also had a walk and a run scored against N.C. Wesleyan in the USA South Tournament.


**AT CULPEPER** - Team captain and MVP for coach Chris Williamson...Led the team in home runs and RBIs as both a junior and senior and was the club's Defensive Player of the Year in his senior season... Had a .400 career batting average...He was team cap-

tain as a senior...A member of the A-B Honor Roll for three years and the A Honor Roll as a senior...Also a member of the FCA.

**PERSONAL** - Daniel Austin Crane was born July 13, 1987 in Culpeper, Va...He's a Secondary Education/History major and is the son of Jeff and Kathy Crane...Has a sister Elizabeth, 17...His cousin, Danny Crane, was an All-America football player at Concord in the '50s... CNU's Danny previously attended Concord.

### The Numbers on Danny Crane

Year	BAve.	GP-GS	AB	R	H	2B	3B	HR	RBI	TB	SLG.	BB	HBP	SO	GDP	OB%	SF	SH	SB-ATT	PO	A	E	FLD%
2007	.000	4-1	5	3	0	0	0	0	0	0	.000	3	0	2	0	.375	0	0	0-0	4	0	0	1.000



## #29 Chris Despins

Sophomore - INF - R-R - 6-5 - 225 - Oak Hill, Va. - Oakton H.S.

**AT LONGWOOD** - Played his freshman season with the Lancers where he hit .222 in five games with three RBIs...Made starts against William & Mary and Coppin St...Had a hit and two RBIs against Coppin and a hit versus Long Island.

**AT OAKTON** - Four-year standout at Oakton, 2006 Virginia Group AAA State runners-up ... Three-time All-Concorde District ... Hit .436 with six home runs and 32 RBIs as a senior ... Also named to the all-Washington Examiner team...Also participated in basketball and football...Played for coach Rowland.


**PERSONAL** - Christopher William Despins was born April 5, 1988 in Arlington, Va...He is the son of William and Monica Despins and is majoring in Business... Has two brothers, Stephen, 16 and Nicholas, 12.

### The Numbers on Chris Despins at Longwood

Year	BAve.	GP-GS	AB	R	H	2B	3B	HR	RBI	TB	SLG.	BB	HBP	SO	GDP	OB%	SF	SH	SB-ATT	PO	A	E	FLD%
2006*	.222	5-2	9	2	2	0	0	0	3	3	.222	0	0	3	0	.222	0	0	1-1	20	0	2	.909

\*at Longwood





## #38 Thomas Drewry

Freshman - Catcher - R-R - 6-1 - 205 - Newport News, Va. - Denbigh H.S.

**AT DENBIGH** - A first team all-Peninsula District selection while a senior playing for coach Rusty Ingram...Also earned second team honors as a junior and was second team all-Bay Rivers District in his freshman and sophomore years while at York H.S...Hit over .400 in three of his four years...A member of the National Honor Society and on the Honor Roll every year...Also a member of the Math Honor Society.

**PERSONAL** - Thomas Eugene Drewry was born Oct. 21, 1988 in Fairfax, Va...The son of Thomas and Heather Drewry has not yet chosen a major...He has a sister Melissa, 24...Previously attended East Carolina University.




## #30 Todd Faison

Senior - INF - R-R - 6-1 - 185 - Franklin, Va. - Southampton H.S.

**AT SOUTHAMPTON** - A second team all-Bay Rivers District selection as both a junior and senior playing for coach Littleton Parker...Also an all-region football player...A member of the National Honor Society.

**PERSONAL** - Todd Matthew Faison was born Dec. 11, 1985 in Franklin, Va...He is the son of Jeff and Kim Faison and has a sister Lindsey, 19. His major is history. Played quarterback on the CNU football team for four years, setting several records.




# #18 David Fennessey

Freshman - INF - R-R - 6-3 - 220 - Burke, Va. - Lake Braddock H.S.

**AT LAKE BRADDOCK** - Named first team all-Patriot District at first base for coach Jody Rutherford...Also played football.

**PERSONAL** - David Grant Fennessey was born Nov. 22, 1988 in Burke, Va...He's a Psychology major and the son of Debbie & Dave Fennessey.



# #10 Mike Giarrizzi

Junior - Outfield/Pitcher - R-L - 5-11 - 165 - Woodbridge, Va. - Potomac H.S.

**2007 - Sophomore Year** - Added pitching to his resume and had a fine season both on the mound and in the field...Earned honorable mention all-USA South honors in centerfield...Tied for second on the squad with a .315 batting average...Produced 11 multi-hit games, including three each against Hampden-Sydney and Greensboro in the USA South Tournament...Also had three RBIs in the HSC game...On the mound, he made seven appearances with a 2.45 ERA in 22 innings. He struck out 29 in that time and walked only six...Got a win over Randolph-Macon with a six-inning, four-hit, one run effort.

**2006 - Freshman Year** - After missing his first year due to injury, he opened his career with a great season, earning USA South Rookie of the Year honors...Paced the Captains with a .361 batting average, including 14 multi-hit games...Fell one short of the school record with a five-hit game against Methodist and added four hits versus Ferrum...Also contributed three hits each in games

with N.C. Wesleyan, Lynchburg and Ferrum twice...Closed the year by going 32-80, a .400 average, over the last 18 games...Added three RBIs against Randolph-Macon in the season opener and had two each in games with Virginia Wesleyan and Ferrum...Also drilled two doubles in the Ferrum game...Stole ten bases in ten tries.

**2005 - Freshman Year** - Injured, did not play.

**AT POTOMAC** - Regional Player of the Year as a senior, as well as Cedar Run District Player of the Year. Was a first team all-district player for two years for coach Covington and twice an all-area player as well as area Player of the Year in his senior season. He won the team's Hustle Award twice and was Player of the Year and Defensive Player of the Year as a senior. A member of Youth Salute and DECA.

**PERSONAL** - Michael Thomas Giarrizzi was born Oct. 15, 1985, in Alexandria, Va. He is majoring in Business Marketing and is the son of Frank and Lori Giarrizzi. Has two brothers, Daniel, 18 and Tony, 25.


## The Batting Numbers on Mike Giarrizzi

Year	BAve.	GP-GS	AB	R	H	2B	3B	HR	RBI	TB	SLG.	BB	HBP	SO	GDP	OB%	SF	SH	SB-ATT	PO	A	E	FLD%
2006	.361	38-38	144	18	52	5	1	0	16	59	.410	9	3	13	0	.410	0	4	9-9	52	7	0	1.000
2007	.315	35-34	124	20	39	6	0	0	18	45	.363	13	7	15	2	.409	1	1	5-6	82	6	0	1.000
Career		73-72	268	38	91	11	1	0	34	104	.388	22	10	28	2	.410	1	5	14-15	134	13	0	1.000

## The Pitching Numbers on Mike Giarrizzi

Year	ERA	W-L	APP	GS	CG	SHO/CBO	SV	IP	H	R	ER	BB	SO	2B	3B	HR	AB	B/Ave.	WP	HBP	BK
2006	20.25	0-0	1	0	0	0	0	1.1	4	3	3	0	2	1	0	1	8	.500	0	1	0
2007	2.45	1-1	7	2	0	0	0	22.0	19	6	6	6	29	5	0	0	86	.221	1	4	1
Career	3.47	1-1	8	2	0	0	0	23.1	23	9	9	6	31	6	0	1	94	.245	1	5	1





## # 23 Josh Hankins

Senior - Pitcher - R-R - 6-1 - 190 - Stafford, Va. - Colonial Forge H.S.

**2007 - Junior Year** - Made nine relief appearances with a fine 2.16 ERA...Pitched two perfect innings against nationally-ranked Salisbury and had another one-hit, no run inning later in the season...added two more perfect innings versus Division II Virginia St.

**2006 - Sophomore Year** - Pitched a total of seven innings in four contests...Threw three innings, with two hits, one run and two strikeouts, against York and two perfect innings versus Randolph-Macon.

**2005 - Freshman Year** - Saw action twice in 2005, including a start and a victory over Alma


(Mich.) during CNU's Florida trip...In that game he pitched four innings, allowing three hits and two runs... Also threw 1.2 innings in relief against Hampden-Sydney.

**AT COLONIAL FORGE** - An honorable mention all-Commonwealth District pitcher for coach Shawn Szackylheidi. Team captain as a senior. Did volunteer work at a homeless shelter.

**PERSONAL** - Josh David Hankins was born Aug. 7, 1986 in Woodbridge, Va. He is the son of Chris and Michelle Hankins and is majoring in Political Science. Has a brother Jeremy, 15.

The Numbers on Josh Hankins

Year	ERA	W-L	APP	GS	CG	SHO/CBO	SV	IP	H	R	ER	BB	SO	2B	3B	HR	AB	B/Ave.	WP	HBP	BK
2005	3.18	1-0	2	1	0	0	0	5.2	5	2	2	3	1	1	0	0	19	.263	1	0	0
2006	3.86	0-0	4	0	0	0	0	7.0	3	3	3	4	2	0	1	0	24	.125	1	0	0
2007	2.16	1-0	9	0	0	0	0	16.2	16	8	4	6	9	1	0	0	66	.242	1	0	1
Career	2.76	2-0	15	1	0	0	0	29.1	24	13	9	13	12	2	1	0	109	.220	3	0	1



## #8 Justin Harrah

Sophomore - INF - L-L - 6-0 - 180 - Yorktown, Va. - Grafton H.S.

**2007 - Freshman Year** - Did not play.

**AT GRAFTON** - Earned second team all-state honors as a senior after winning first team all-region and first team all-Bay Rivers District accolades...He was honorable mention all-region and first team all-district as a junior...Hit .450 with ten doubles and 38 RBIs as a senior and .370 as a junior...First team all-Daily Press and coach John Hammons' team captain...Also played in the American Legion all-star game twice... An Honor Roll student for four years and Yearbook editor for two.

**PERSONAL** - Justin Michael Harrah was born June 28, 1987 in Newport News, Va...He's majoring in Business and is the son of Todd and Kelly Harrah...Has a brother Patrick, 14 and two sisters, Mary Kathryn, 10 and Megan, 8...Previously attended Methodist College.



## #12 Kyle Harsanyi

Freshman - Pitcher - R-R - 6-1 - 185 - Centreville, Va. - Centreville H.S.

**AT CENTREVILLE** - An honorable mention all-region choice as a senior, honorable mention all-Concorde District as a first baseman playing for coaches Jonathan Frahm and Morgan Spencer...First team all-Concorde district as a pitcher in his senior year... A member of the National Honor Society...Won a Scholar-Athlete Award all four years and lettered in academics each year as well.

**PERSONAL** - Kyle Taylor Harsanyi was born Aug. 17, 1989 in Arlington, Va...The son of Steve and Sheri Harsanyi has not yet selected a major.



## #9 Zack Hutchison

Sophomore - INF - R-R - 5-10 - 155 - Virginia Beach, Va. - Landstown H.S.

**2007 - Freshman Year** - Earned the starting second base job right from the beginning, and started all 41 games...Produced three hits against Southern Virginia, Piedmont and Lynchburg and added two hits in seven other games...Drove in a pair of runs in contests with Southern Virginia, Ferrum and Dickinson...Added 13 stolen bases in 14 attempts, including two each versus Hampden-Sydney, Bridgewater and Piedmont


**AT LANDSTOWN** - Earned honorable mention all-Beach District honors twice for coach Mike Mungin...

He was a team captain for two years and an all-academic team member...Won the Coaches' Award three times and was named Most Improved in his sophomore season...A member of the National Honor Society, Honor Roll and an Honors graduate...Also a member of FBLA, DECA and the Spanish Club.

**PERSONAL** - Zachary Lewis Hutchison was born July 15, 1988 in Virginia Beach, Va...He is the son of Lewis and Karen Hutchison and is majoring in History...Has a brother, David Elkins, 25.

### The Batting Numbers on Zack Hutchison

Year	BAve.	GP-GS	AB	R	H	2B	3B	HR	RBI	TB	SLG	BB	HBP	SO	GDP	OB%	SF	SH	SB-ATT	PO	A	E	FLD%
2007	.264	41-41	148	24	39	6	0	0	16	45	.304	17	3	18	3	.347	2	11	13-14	63	91	13	.922



# # 34 Jason Jenkins

Sophomore - Pitcher - R-L - 6-2 - 180 - Washington, Va. - Rappahannock H.S.


**2007 - Freshman Year** - Appeared in two games, including a one inning stint against Southern Virginia in which he allowed one hit, no runs and struck out two...A member of the USA South all-academic team

**AT RAPPAHANNOCK** - Earned first team all-Bull Run District honors as both a pitcher and first baseman as a senior and first team as a pitcher in his junior year playing for coach Jeff Jenkins.

**PERSONAL** - Jason William Jenkins was born April 15, 1988 in Warrenton, Va...He's majoring in History and is the son of Jeff and Rhonda Jenkins...Has a brother Travis, 17.

## The Pitching Numbers on Jason Jenkins

Year	ERA	W-L	APP	GS	CG	SHO/CBO	SV	IP	H	R	ER	BB	SO	2B	3B	HR	AB	B/Ave.	WP	HBP	BK
2007	33.75	0-0	2	1	0	0	0	1.1	5	5	5	3	3	0	0	0	9	.556	0	0	0



# # 16 Shayne Kersey

Sophomore - INF - L-R - 5-9 - 170 - Newport News, Va. - Hampton Christian H.S.

**2007 - Freshman Year** - Saw action in three games, with two at bats against N.C. Wesleyan in the USA South Tournament.

**AT HAMPTON CHRISTIAN** - Chosen the state private school Player of the Year as a senior playing for coach Mike Moore...A first team all-state and all-Metro Conference selection...Hit .556 as a senior with five home runs and 32 RBIs...Graduated Magna Cum Laude and a member of the BETA Club.

**PERSONAL** - Shayne Aubrey Kersey was born May 30, 1988 in Newport News, Va...He's majoring in Business Marketing and is the son of Bryan and Cindy Kersey...Has a sister Krysten, 11.

## The Batting Numbers on Shayne Kersey

Year	BAve.	GP-GS	AB	R	H	2B	3B	HR	RBI	TB	SLG.	BB	HBP	SO	GDP	OB%	SF	SH	SB-ATT	PO	A	E	FLD%
2007	.000	3-0	4	0	0	0	0	0	0	0	.000	0	0	0	1	.000	0	0	0-0	1	0	0	1.000






## #40 Austin Lindley

Freshman - Pitcher - R-R - 6-5 - 190 - Springfield, Va. - South County H.S.

**AT SOUTH COUNTY** - Named second team all-Patriot District as a pitcher...Played for coach Mark Luther...Also played football.

**PERSONAL** - Christopher Austin Lindley was born Dec. 6, 1988 in Honolulu, Hi...He is the son of Bob and Brenda Lindley and has not yet selected a major...Has a sister, Brandy Schrader, 29.




## #45 Chris Malvagna

Sophomore - Pitcher - R-R - 6-1 - 165 - Centreville, Va. - Centreville H.S.

**2007 - Freshman Year** - Did not play.

**AT CENTREVILLE** - An all-Concorde District choice playing for coach John Frohm...Also first team all-district and second team all-region in football...Also played basketball in his freshman year.

**PERSONAL** - Christopher Stephen Malvagna was born Dec. 9, 1987 in Centreville, Va...The son of Ben and Jackie Malvagna is majoring in Political Science...He has a sister Lauren, 22.



## # 2 Joey Martin

Sophomore - Outfield - L-L - 5-8 - 160 - Stafford, Va. - North Stafford H.S.

**2007 - Freshman Year** - Stepped right in as the starting left fielder in his rookie year...Collected four hits against Ferrum and two each versus Rowan, Averett, Piedmont and Castleton St....Also had 13 stolen bases with two apiece in games with Hampden-Sydney, Piedmont and twice against Castleton St...Led the team with 30 walks to give himself a fine .396 on-base percentage...Walked four times against Eastern Mennonite and three in

a game with Virginia Wesleyan.

**AT NORTH STAFFORD** - Named second team all-Commonwealth District, as well as all-area for coach Jim Labrusciano.

**PERSONAL** - Joseph William Martin was born June 10, 1988 in Fairfax, Va...He is a Business major and the son of George and Susan Martin...Has a sister Ginger, 25.

### The Numbers on Joey Martin

Year	BAve	GP-GS	AB	R	H	2B	3B	HR	RBI	TB	SLG	BB	HBP	SO	GDP	OB%	SF	SH	SB-ATT	PO	A	E	FLD%
2007	.233	36-35	116	21	27	3	0	0	7	30	.259	30	2	29	1	.396	1	6	13-17	47	1	0	1.000



## #37 Matt McDaniel

Freshman - Catcher - S-R - 6-1 - 187 - Woodbridge, Va. - Forest Park H.S.

**AT FOREST PARK** - Named first team all-Cardinal District as well as honorable mention all-region and first team all-area...The team finished third in the state in his senior year when he was captain...Hit .400 for his career with eight home runs and 78 RBIs...Graduated Cum Laude and won an academic letter. Volunteered at Learn and Serve.

**PERSONAL** - Matthew Allen McDaniel was born Oct. 5, 1988 in Fairfax, Va...The Political Science major is the son of Doug and Donna McDaniel...His grandfather played baseball at Columbia University.



# # 26 Ryan McDougal

Senior - INF/P - R-R - 6-0 - 170 - Newport News, Va. - Denbigh H.S.

**2007 - Junior Year** - A solid year at first base with a .291 batting average and 23 RBIs...Earned honorable mention all-USA South honors at first base...Had four hits, four RBIs and three runs scored against Southern Virginia, including a double and triple...Added 11 other two-hit games...Against Shenandoah he had two hits, three RBIs and a triple and had two hits, three RBIs and a double versus Rowan...Also had 26 walks and made just three errors in 379 chances.

**2006 - Sophomore Year** - Started 27 games after transferring from Salisbury...Named second team all-USA South utility...Delivered a solid season with a .276 average and 14 RBIs...Banged out four hits against Methodist and three versus Randolph-Macon among his nine multi-hit games...Had three RBIs in the Castleton St. game...Added doubles against Ferrum and Averett twice and triples against Castleton St. and Mary Washington...Also pitched in

eight games in relief with a 2.25 ERA in 20 innings...Hurled six innings of shutout relief with four strikeouts against Methodist and three versus Mary Washington...Recorded saves in games with Mary Washington and N.C. Wesleyan.

**AT SALISBURY** - Appeared in 16 games, making eight starts and hitting .313...Had four doubles, scored ten runs and drove in six.


**AT DENBIGH** - A second team all-state and first team all-region and all-Peninsula District choice for coach Rusty Ingram...He was also a first team all-Daily Press selection and three-time American Legion all-star...Hit .500 with four home runs as a senior...A member of the National Honor Society.

**PERSONAL** - Ryan Brooks McDougal was born Jan. 9, 1986 in Newport News, Va...He's a Communications major and the son of Mitch and Cindy McDougal...Has a brother Christopher, 18.

## The Numbers on Ryan McDougal

Year	BAve.	GP-GS	AB	R	H	2B	3B	HR	RBI	TB	SLG	BB	HBP	SO	GDP	OB%	SF	SH	SB-ATT	PO	A	E	FLD%
2005*	.313	16-8	32	10	10	4	0	0	6	14	.438	4	1	5	0	.405	0	0	2-2	4	19	1	.958
2006	.276	33-27	116	15	32	3	2	0	14	39	.336	12	0	24	2	.341	1	2	4-6	89	15	1	.990
2007	.291	41-41	141	25	41	6	3	0	23	53	.376	26	6	17	1	.420	1	1	6-9	361	15	3	.992
Career	.284	74-68	257	40	73	9	5	0	37	92	.358	38	6	41	3	.389	2	3	10-15	450	30	4	.992
*at Salisbury																							

\*at Salisbury




# # 14 Travis Medina

Freshman - OF - R-L - 5-10 - 170 - Fairfax, Va. - Robinson H.S.

**AT ROBINSON** - A three-time all-Concorde District selection playing for coach Bill Evers...Team captain as both a junior and senior...Hit .387 with seven home runs...A member of the A/B Honor Roll.

**PERSONAL** - Travis J. Medina was born Aug. 5, 1989 in Fairfax, Va...He's majoring in Political Science and is the son of Rick and Betty Medina...His brother Ricky, 23, was an outstanding baseball player at CNU.





## # 27 Steven Millerleile

Senior - Pitcher - L-L - 6-1 - 200 - Grafton, Va. - Grafton H.S.

**2007 - Junior Year** - Made seven appearances covering 7.2 innings....Pitched a perfect inning versus nationally-ranked Salisbury in CNU's final game...Also had one against N.C. Wesleyan in the USA South Tournament and another with just one hit allowed in a game with Castleton St.


**At LOUISBURG COLLEGE** - Posted a 1-0 record with a 3.09 ERA in seven appearances covering 11.2 innings.

**AT GRAFTON** - Earned second team all-Bay Rivers District honors playing for coach John Hammons...A Dean's List student.

**PERSONAL** - Steven Allen Millerleile was born Sept. 20, 1985 in Yorktown, Va...He is majoring in Sociology/Criminal Justice and is the son of Steve and Dawn Millerleile...Has a sister Nikki, 23...Previously attended Old Dominion University.

### The Numbers on Steven Millerleile

Year	ERA	W-L	APP	GS	CG	SHO/CBO	SV	IP	H	R	ER	BB	SO	2B	3B	HR	AB	B/Ave.	WP	HBP	BK
2007	4.70	0-0	7	0	0	0	0	7.2	8	4	4	5	9	0	0	1	29	.276	3	1	0



## # 15 Kenny Moreland

Senior - Pitcher - R-R - 5-11 - 185 - Springfield, Va. - Robert E. Lee H.S.

**2007 - Junior Year** - Solidified his reputation as possibly the best pitcher in CNU history and was chosen first team all-USA South and all-Virginia Division II-III...Posted a 9-3 record with a 2.30 ERA and struck out another 90...At the close of the year he ranked first all-time in career ERA at 2.38, third in wins (22) and strikeouts (262) and fifth in innings pitched (249.2)...Among his top efforts of the year were an eight inning, two unearned run game against Methodist that he actually lost, 2-1; nine innings of one-run ball versus Ferrum in a victory and eight four-hit, shutout innings in a win over Mary Washington...He also struck out 12 in nine innings in a 4-3 victory over Bridewater...For the second straight summer he pitched for the Peninsula Pilots in the Coastal Plain Summer Collegiate League, facing mostly Division I players...He set franchise records with a total of 21 saves in 21 chances, a 1.80 ERA and 71 strikeouts in 59.2 innings...He was chosen to the league all-star team in 2007.

**2006 - Sophomore Year** - Added to his great freshman season with a fine sophomore year in which he was named first team all-USA South pitcher...Had a 7-4 record with a 3.12 ERA as CNU's No. 1 starter...Went eight innings, allowing just three hits and no runs with 13 strikeouts against Averett and equalled that number in eight innings with three hits and just one run versus Greensboro...Pitched seven innings, allowing no earned runs, against Castleton St. and

limited N.C. Wesleyan to just one earned run in a complete game.


**2005 - Freshman Year** - Arguably the best freshman season ever for a CNU pitcher...He was the USA South Rookie Pitcher of the Year after going 6-2 with a 1.52 ERA...His ERA ranked 14th in the nation in Division III and his strikeouts per nine innings mark of 10.8 was 19th best...Got his first victory with a seven-inning effort against Alma (Mich.) in which he allowed just two hits and no runs...Followed that up with wins over Piedmont, Virginia Wesleyan, Shenandoah, Ferrum and N.C. Wesleyan...Had an outstanding strikeout/walk ratio of 78-14...Also had saves in two games, versus Frostburg St. and Averett...Opponents hit just .192 off him all year.

**AT ROBERT E. LEE** - First team all-state and first team all-region and all-Liberty District for three years for coach Dave Gardzell. Also an all-district football player and played basketball as well. He was baseball team captain for two years and MVP three times. Set school records for most wins and strikeouts in a year as well as home runs in a game. Led the state in strikeouts as a senior.

**PERSONAL** - Kenneth Charles Moreland was born April 2, 1986 in Norfolk, Va. He is majoring in Political Science and is the son of Ken and Karyn Moreland. He has a brother Kevin, 20, who joined the CNU baseball team in 2006.

### The Numbers on Kenny Moreland

Year	ERA	W-L	APP	GS	CG	SHO/CBO	SV	IP	H	R	ER	BB	SO	2B	3B	HR	AB	B/Ave.	WP	HBP	BK
2005	1.52	6-2	12	7	4	1/1	2	65.1	46	18	11	14	78	8	0	3	240	.192	5	5	1
2006	3.12	7-4	14	12	5	0/1	0	86.2	88	44	30	17	94	16	4	5	335	.263	6	6	0
2007	2.30	9-3	13	13	3	0/1	0	97.2	95	40	25	18	90	24	3	3	372	.255	5	8	1
Career	2.38	22-9	39	32	12	1/3	2	249.2	229	102	66	49	262	48	7	11	947	.242	16	19	2



# # 39 Kevin Moreland

Sophomore - P - R-R - 6-1 - 205 - Springfield, Va. - Robert E. Lee H.S.

**2007 - Sophomore Year** - Developed into a dependable closer and earned second team all-USA South honors as a relief pitcher...Made 20 appearances and allowed runs only five times, with one being unearned...Six times he pitched two innings, or more...Earned saves in CNU victories over Virginia Wesleyan, Castleton St., Greensboro, Virginia St. and Lynchburg...Also had a win against Greensboro...Hurled 2.1 perfect innings versus Greensboro and one, or more, perfect inning in contests against Shenandoah, Castleton St., Methodist, Virginia St., Randolph-Macon, Lynchburg and Dickinson.

**2006 - Freshman Year** - Saw action on the mound in five games for a total of 13 innings...Made one start, against nationally-ranked Salisbury, and hurled six innings of relief, allowing just four hits


and one run, versus Greensboro.

**AT ROBERT E. LEE** - Honorable mention all-Northern Region and first team all-Liberty District as a senior pitcher playing for coach David Gardzell... The previous year he was honorable mention all-district at shortstop...Also an all-district performer in both basketball and football...He was the basketball team's MVP and was named the school's Most Athletic as a senior...Won the Student-Athlete Award and was a member of the Military Science Club and DECA.

**PERSONAL** - Kevin Andrew Moreland was born Sept. 8, 1987 in Springfield, Va...He is the son of Ken and Karyn Moreland and is majoring in Political Science...His older brother Kenny, 21, is a senior on the CNU baseball team.

## The Numbers on Kevin Moreland

Year	ERA	W-L	APP	GS	CG	SHO/CBO	SV	IP	H	R	ER	BB	SO	2B	3B	HR	AB	B/Ave.	WP	HBP	BK
2006	6.23	0-1	5	1	0	0/0	0	13.0	17	9	9	5	6	5	1	1	52	.327	1	0	1
2007	1.57	1-2	20	0	0	0/1	5	28.2	25	6	5	2	20	2	0	0	104	.240	0	1	1
Career	3.02	1-3	25	1	0	0/1	5	41.2	42	15	14	7	26	7	1	1	156	.269	1	1	2



# # 13 Bryce Morrison

Sophomore - P - R-R - 5-11 - 160 - McLean, Va. - Langley H.S.

**2007 - Freshman Year** - Appeared in five games in his rookie year...Got a victory in his first start with five innings of one-hit, shutout ball against Castleton St...Also went three innings with no earned runs versus Piedmont and two against Southern Virginia.


**AT LANGLEY** - Earned first team all-Liberty District and second team all-Northern Region honors as a senior and first team all-district, as well as honorable mention all-region accolades, in his junior year...He was also a first team all-Examiner

and honorable mention all-Met choice for coach Jeff Ferrell...Was 8-3-1 as a senior with a 2.76 ERA and 71 strikeouts and 6-0 with a 3.32 ERA as a junior...A member of Young Life.

**PERSONAL** - Bryce Thorpe Morrison was born June 10, 1988 in McLean, Va...He is the son of Allan Morrison and Cherie Kitchell...He is a Communications major...Has a sister Carly, 22.

## The Numbers on Bryce Morrison

Year	ERA	W-L	APP	GS	CG	SHO/CBO	SV	IP	H	R	ER	BB	SO	2B	3B	HR	AB	B/Ave.	WP	HBP	BK
2007	3.65	1-0	5	2	0	0	0	12.1	10	9	5	10	11	3	0	1	48	.208	2	2	0



## # 25 Matt Neal

Senior - INF - L-L - 6-4 - 215 - Strasburg, Va. - Strasburg H.S.

**2007 - Junior Year** - Saw action in two games with a pair of at bats against N.C. Wesleyan in the USA South Tournament.

**2006 - Sophomore Year** - Appeared in three games, getting a hit against Averett. Also had an at bat versus Shenandoah.


**AT STRASBURG** - A second team all-state choice as a first baseman in his senior year...Also first team all-region and first team all-Bull Run District...Earned second team all-district honors as a pitcher...He was also an all-area choice by both

the Northern Virginia Daily and Winchester Star...His teams won four district titles, a regional crown and was state runner-up once...Hit three grand slam homers as a senior and had a career pitching record of 17-3...Also played football and basketball.

**PERSONAL** - Matthew Taff Neal was born Jan. 14, 1985 in Strasburg, Va...He is the son of Jay and Tina Neal...Majoring in Communications...Has a brother Parker, 19, who is also playing baseball at CNU...Previously attended Presbyterian College where he played one year of baseball.

### The Numbers on Matt Neal

Year	BAve.	GP-GS	AB	R	H	2B	3B	HR	RBI	TB	SLG.	BB	HBP	SO	GDP	OB%	SF	SH	SB-ATT	PO	A	E	FLD%
2006	.500	3-0	2	1	1	1	0	0	0	2	1.000	1	0	1	0	.667	0	0	0-0	0	0	0	.000
2007	.000	2-0	2	0	0	0	0	0	0	0	.000	0	0	1	0	.000	0	0	0-0	1	0	0	1.000
Career	.250	5-0	4	1	1	1	0	0	0	2	.500	1	0	2	0	.400	0	0	0-0	1	0	0	1.000



## # 5 Parker Neal

Sophomore - UTIL - R-R - 6-0 - 190 - Strasburg, Va. - Strasburg H.S.

**2007 - Freshman Year** - Took over the DH job just a few games into his freshman year and eventually was named honorable mention all-USA South...Had nine multi-hit games, topped by three against Piedmont. Added a pair of RBIs in a game with Shenandoah...Was second on the squad with a .315 batting average...A member of the USA South all-academic team.

**AT STRASBURG** - A first team all-Bull Run District selection at both shortstop and pitcher...Also named all-area at shortstop, pitcher, utility and DH...Started

all 92 games of his career for coach Jeff Smoot and pitched ten straight complete games at one point...Hit .452 and recorded 209 strikeouts in 184 career innings pitches...Stole 49 bases in 51 tries...Also played football and basketball...An Honors student.

**PERSONAL** - Parker Joseph Neal was born Feb. 21, 1988 in Strasburg, Va...The Political Science major is the son of Jay and Tina Neal...His brother Matt plays baseball at CNU...His father was a football player at Virginia Tech and mother played basketball and James Madison.

### The Numbers on Parker Neal

Year	BAve.	GP-GS	AB	R	H	2B	3B	HR	RBI	TB	SLG.	BB	HBP	SO	GDP	OB%	SF	SH	SB-ATT	PO	A	E	FLD%
2007	.315	32-28	92	9	29	6	1	0	12	37	.402	4	2	13	1	.354	1	3	1-1	5	7	0	1.000





## # 36 Ryan Norris

Junior - C - R-R - 5-11 - 200 - Deltaville, Va. - Middlesex H.S.

**2007 - Sophomore Year** - Saw action in three games, including a start against Castleton St... Scored a run and was hit by pitches twice in that game.

**2006 - Freshman Year** - Played in a total of four games. Had two at bats against N.C. Wesleyan and one each versus Methodist and York (Pa.)...Hit by a pitch in the Randolph-Macon game.


**AT MIDDLESEX** - Earned first team all-state, all-region and All-Tidewater District as a junior and senior playing for coach Tim Blake...Also and

all-region football player and all-district with the cheerleading squad...Tied the school home run record with eight one year...A member of the National Honor Society and Spanish National Honor Society., as well as FCA...Worked with the Lower Middlesex Volunteer Fire Department.

**PERSONAL** - Ryan Kyle Norris was born July 13, 1987 in Richmond, Va...The son of Willard and Beverly Norris is majoring in Biology...He has two brothers, Brad and Jonathan, both 26.

### The Numbers on Ryan Norris

Year	BAve.	GP-GS	AB	R	H	2B	3B	HR	RBI	TB	SLG.	BB	HBP	SO	GDP	OB%	SF	SH	SB-ATT	PO	A	E	FLD%
2006	.000	4-0	4	0	0	0	0	0	0	0	.000	0	1	3	0	.200	0	0	0-0	2	0	0	1.000
2007	.000	3-1	4	1	0	0	0	0	0	0	.000	0	2	3	0	.333	0	0	0-0	9	0	0	1.000
Career	.000	7-1	8	1	0	0	0	0	0	0	.000	0	3	6	0	.273	0	0	0-0	11	0	0	1.000



## #1 Alex Owen

Junior - INF - R-R - 5-9 - 175 - Virginia Beach, Va. - Princess Anne H.S.

**2007 - Sophomore Year** - Became the starting third baseman...Had eight multi-hit games and drove in three runs in games with Hampden-Sydney, Greensboro and Mary Washington.

**2006 - Freshman Year** - Played in 15 games, with ten starts, in his freshman season...Had a pair of hits against Averett, including a double...Also had a double and an RBI versus Bridgewater and another RBI in the Averett game.


**AT PRINCESS ANNE** - Earned first team all-state, all-region and all-Beach District honors as a senior playing for coach Jimmy Hunt...Second team all-district as a junior and honorable mention in his sophomore year...The Cavaliers won the state Group AAA championship in his last season...

An Honor Roll student and graduated with honors...A member of the Spanish Club...He participated in a church mission trip to Mexico.

**PERSONAL** - William Alexander Owen was born Aug. 14, 1987 in Takoma Park, Md...The son of William and Lynne Owen has not yet declared a major...Has two brothers, Conally, 17 and Joseph, 13 and a sister Kathryn, 19...Previously attended VMI.

### The Numbers on Alex Owen

Year	BAve.	GP-GS	AB	R	H	2B	3B	HR	RBI	TB	SLG.	BB	HBP	SO	GDP	OB%	SF	SH	SB-ATT	PO	A	E	FLD%
2006	.241	15-10	29	4	7	2	0	0	2	9	.310	4	0	5	2	.324	1	2	3-4	14	27	6	.872
2007	.262	38-38	122	19	32	6	2	0	19	42	.344	13	5	24	2	.357	0	1	2-4	27	65	12	.885
Career	.258	53-48	151	23	39	8	2	0	21	51	.338	17	5	29	4	.353	1	3	5-8	41	92	18	.881



## #33 Michael Romett

Sophomore - INF - R-R - 6-1 - 230 - Stafford, Va. - North Stafford H.S.


**AT MOUNT. ST. MARY'S** - Appeared in six games with six at bats, one hit and one walk and one run scored.

**AT NORTH STAFFORD** - An all-state choice, as well as all-region and all-Commonwealth District playing for coaches Craig Lopez and Jim Labrusciano...Led the team in batting average, hitting .433 as a senior and .417 in his junior year...Had four home runs each year and a total of 43 RBIs...A member of FBLA, the French Club and Renaissance Club...Did volunteer work at his church and at a local soup kitchen.

**PERSONAL** - Michael Lawrence Romett was born Dec. 23, 1987 in Watertown, N.Y...He is majoring in Computer Engineering and is the son of Lawrence Romett and Margaret Romett-Jones...Has a brother Larry, 18 and a sister Stephanie, 21...Previously attended Mt. St. Mary's University.

### The Numbers on Michael Romett at Mt. St. Mary's

Year	BAve.	GP-GS	AB	R	H	2B	3B	HR	RBI	TB	SLG.	BB	HBP	SO	GDP	OB%	SF	SH	SB-ATT	PO	A	E	FLD%
2007	.167	6-0	6	1	1	0	0	0	0	0	.167	1	0	1	0	.286	0	0	0-0	2	2	0	1.000



## #44 Randy Rosenberg

Sophomore - C - R-R - 5-9 - 195 - Arlington, Va. - Yorktown H.S.

**2007 - Freshman Year** - Did Not play.

**AT YORKTOWN** - Won the Sportsmanship and Excellence Awards while playing for coach Mike Allen...Hit .308 with a .450 on-base percentage...Was on the district and regional Dean's Lists in his final two years...An Honor Roll student in his last four semesters...A member of DECA, SGA, and the weightlifting, ice hockey and thespians clubs.

**PERSONAL** - Randy Adam Rosenberg was born April 12, 1988 in Arlington, Va...He's the son of Steven and Patti Rosenberg and has chosen Psychology as his major...Has a brother Glen, 13.



# # 5 Jimmy Six

Freshman - OF - R-R - 5-9 - 170 - Virginia Beach, Va. - Ocean Lakes H.S.

**AT OCEAN LAKES** - Twice named first team all-Beach District and second team all-region...Played for coach Gary Spedden...Second team all-district in his sophomore year and second team all-Tidewater as a junior...Set the school record with a .510 batting average...An Honor Roll student all four years.

**PERSONAL** - James Joseph Six was born Dec. 22, 1988 in Virginia Beach, Va...He is the son of Jim and Kathy Six and has a sister Rose, 25...He is majoring in Criminology.



Stacy Whiting

The 2008 Captains



# RECORDS VS. ALL OPPONENTS

OPPONENT	W	L	First Met	Last Met	Last CNU Win	Last Opp Win						
Allegheny (Mass.)	1-0	1983	1983	1983 (6-2)			Maine-Presque Isle	5-0	1993	2004	2004 (8-1)	
Allentown (Pa.)	2-1	1997	2000	2000 (4-1)	1997 (3-5)		Marietta (Ohio)	0-2	2002	2002		2002 (6-9)
Alam (Mich.)	3-0	2005	2005	2005 (5-2)			Mansfield (Pa.)	1-4	1988	1994	1993 (1-0)	1994 (0-4)
Anderson (Ind.)	1-0	2003	2003	2003 (2-1)			<b>Mary Washington (Va.)</b>	<b>6-3</b>	<b>1989</b>	<b>2007</b>	<b>2007 (3-0)</b>	<b>2002 (0-7)</b>
Anna Maria (Mass.)	1-0	2002	2002	2002 (12-1)			Marywood (Pa.)	7-0	1996	1998	1997 (22-1)	
Apprentice	28-14	1985	2000	2000 (4-1)			McMurry (Texas)	0-1	1994	1994		1994 (6-8)
Atlantic Christian (N.C.)	0-1	1987	1987				<b>Methodist</b>	<b>17-52</b>	<b>1982</b>	<b>2007</b>	<b>2005 (10-6)</b>	<b>2007 (1-4)</b>
<b>Averett</b>	<b>25-12</b>	<b>1996</b>	<b>2007</b>	<b>2007 (3-1)</b>	<b>2007 (4-6)</b>		Milwaukee Tech (Wisc.)	1-0	1997	1997		
Beaver (Pa.)	1-0	2000	2000	2000 (11-2)			Misericordia (Pa.)	2-0	2006	2006	2006 (8-3)	
Bloomersburg (Pa.) St.	1-2	1991	1992	1991 (11-8)			Montgomery (Md.)	2-0	1986	1986	1986 (12-6)	
Bluefield (Va.)	3-4	1983	2000	2000 (7-4)			Mount Olive (N.C.)	0-1	1992	1992		1992 (2-16)
Bowie (Md.) St.	1-1	1996	1996	1996 (18-0)			Muhlenberg (Pa.)	2-3	1990	1995	1995 (9-5)	1994 (8-9)
Brandeis (Mass.)	0-4	1982	1983				Nichols (Mass.)	1-0	1990	1990		
Bridgewater (Mass.)	0-1	1985	1985				<b>N.C. Wesleyan</b>	<b>20-50</b>	<b>1982</b>	<b>2007</b>	<b>2006 (3-2)</b>	<b>2007 (3-13)</b>
<b>Bridgewater (Va.)</b>	<b>14-20</b>	<b>1982</b>	<b>2007</b>	<b>2007 (4-3)</b>	<b>2007 (3-7)</b>		Norfolk (Va.) St.	4-10	1984	1994	1992 (11-10)	1994 (8-17)
Bryant (R.I.)	0-1	2001	2001				Norwich (Vt.)	2-0	1991	1992	1992 (10-4)	
California (Pa.)	0-1	1993	1993				Notre Dame (O.)	2-0	2005	2005	2005 (5-4)	
Carthage (Wisc.)	1-0	2002	2002	2002 (12-4)			Ohio Northern	0-1	1997	1997		1997 (3-6)
<b>Castleton (Vt.) St.</b>	<b>11-1</b>	<b>1994</b>	<b>2007</b>	<b>2007 (7-5)</b>	<b>1996 (5-7)</b>		Olivet (Mich.)	2-0	1998	1998	1998 (8-5)	
Cazenovia (N.Y.)	2-0	1996	1997	1997 (11-2)			Penn St.-Behrend	1-1	1999	1999	1999 (6-4)	1999 (4-5)
Chapman (Calif.)	1-2	2003	2003	2003 (6-4)			Piedmont (Ga.)	2-2	2004	2007	2007 (8-7)	2007 (5-7)
Chowan	14-11-1	1994	2004	2004 (7-5)			Pittsburgh-Johnstown	2-0	2000	2000	2000 (5-3)	
Clarion (Pa.)	3-0	1987	2003	2003 (9-3)			Providence (R.I.)	0-2	1986	1987	1986 (10-6)	
Coast Guard (Conn.)	7-1	1983	1990	1990 (17-5)			Radford (Va.)	0-1	1987	1987	1987 (6-2)	
Colby-Sawyer (Me.)	2-0	1997	1997	1997 (10-3)			<b>Randolph-Macon (Va.)</b>	<b>19-12</b>	<b>1986</b>	<b>2007</b>	<b>2007 (9-2)</b>	<b>1999 (3-4)</b>
College of New Jersey	1-4	1983	1985	1985 (5-3)			Rhode Island Col.	4-0	1988	1991	1988 (5-4)	
Cortland (N.Y.) St.	2-1	2003	2006	2003 (11-4)			Richmond (Va.)	0-2	1984	1985		1985 (3-11)
<b>Dickinson</b>	<b>1-0</b>	<b>2007</b>	<b>2007</b>	<b>2007 (5-0)</b>			<b>Rowan (N.J.)</b>	<b>2-6</b>	<b>2002</b>	<b>2007</b>	<b>2004 (11-5)</b>	<b>2007 (4-6)</b>
Duke	1-5	1984	1990	1985 (6-5)			Rutgers-Camden (N.J.)	3-4	1985	1992	1992 (12-6)	1988 (9-11)
Eastern Conn.	2-0	2002	2003	2003 (4-2)			<b>Salisbury (Md.)</b>	<b>19-28</b>	<b>1982</b>	<b>2007</b>	<b>2004 (7-4)</b>	<b>2007 (3-6)</b>
<b>East. Mennonite (Va.)</b>	<b>4-1-2</b>	<b>1991</b>	<b>2007</b>	<b>2007 (6-0)</b>	<b>1991 (4-7)</b>		St. Andrews (N.C.)	8-7	1982	1988	1988 (8-6)	1988 (4-13)
Edinboro (Pa.)	1-0	2000	2000	2000 (5-0)			St. Augustine's (N.C.)	2-0	2002	2003	2003 (8-7)	
Eisenhower (N.Y.)	1-1	1982	1982	1982 (16-4)			St. Joseph's (Me.)	2-2	1985	1994	1993 (6-5)	1994 (2-3)
Elizabeth City (N.C.)	11-1	1990	2000	2000 (7-3)			St. Mary's (Md.)	1-1	2002	2003	2003 (23-0)	2002 (4-5)
Emmanuel (Ga.)	2-0	1995	1995	1995 (13-3)			St. Paul's (Va.)	8-0	1992	1999	1999 (8-4)	
Emory (Ga.)	0-1	2007	2007				St. Scholastica (Mn.)	1-3	1998	1999	1998 (16-8)	1999 (0-4)
Emory & Henry (Va.)	1-1	1997	1997	1997 (2-1)			<b>Shenandoah</b>	<b>24-15</b>	<b>1991</b>	<b>2007</b>	<b>2007 (9-5)</b>	<b>2006 (1-12)</b>
FDU-Madison (N.J.)	1-2	1990	1991	1990 (9-6)			Slippery Rock (Pa.)	1-0	1999	1999	1999 (8-5)	
<b>Ferrum</b>	<b>21-39</b>	<b>1986</b>	<b>2007</b>	<b>2007 (3-1)</b>	<b>2007 (7-8)</b>		SUNY-Albany	4-0	1991	1995	1995 (13-12)	
Franklin Pierce (N.H.)	2-1	1985	1991	1991 (16-6)			SUNY-Binghamton	2-1	1989	1992	1992 (12-2)	1989 (1-10)
<b>Frostburg (Md.) St.</b>	<b>6-7</b>	<b>1992</b>	<b>2005</b>	<b>2005 (3-0)</b>	<b>1995 (1-20)</b>		SUNY-Fredonia	0-1	1982	1982		1982 (1-9)
<b>Greensboro</b>	<b>26-13</b>	<b>1993</b>	<b>2007</b>	<b>2007 (5-4)</b>	<b>2006 (3-5)</b>		SUNY-Oswego	0-1	1985	1985		1985 (0-8)
Guilford (N.C.)	2-0	2003	2007	2007 (7-2)			Southern Virginia	4-0	2001	2002	2002 (14-4)	
<b>Hampden-Sydney (Va.)</b>	<b>12-4</b>	<b>1989</b>	<b>2007</b>	<b>2007 (14-5)</b>	<b>2006 (1-3)</b>		Teikyo Post (Conn.)	2-0	1999	1999	1999 (14-13)	
Hanover (Ind.)	1-0	2005	2005	2005 (13-1)			Thomas More (Ky.)	1-0	2003	2003	2003 (2-1)	
Houghton (N.Y.)	1-0	1982	1982	1982 (5-3)			Trinity (Conn.)	1-0	2003	2003	2003 (7-3)	
John Carroll (Ohio)	1-0	1988	1988	1988 (12-4)			Upsala (N.J.)	0-1	1982	1982		1982 (1-10)
Johnson & Wales (R.I.)	0-1	2005	2005				<b>Villa Julie (Md.)</b>	<b>1-0</b>	<b>2004</b>	<b>2004</b>	<b>2004 (19-8)</b>	
Kutztown (Pa.)	3-3	1999	2002	2001 (6-4)			Virginia Commonwealth	1-14	1982	1990	1986 (7-4)	1990 (310)
Lafayette (Pa.)	0-4	1986	1987				Virginia State	9-3	1991	2007	2007 (10-8)	2003 (8-9)
Lakeland (Wisc.)	1-0	2002	2002	2002 (10-1)			<b>Virginia Wesleyan</b>	<b>17-25</b>	<b>1982</b>	<b>2007</b>	<b>2007 (8-3)</b>	<b>2007 (6-9)</b>
LaGrange (Ga.)	1-0	2004	2004	2004 (12-9)			Washington & Lee (Va.)	5-6	1982	1987	1987 (5-4)	1985 (3-10)
LaRoche (Pa.)	2-0	2002	2002	2002 (7-2)			William & Mary (Va.)	7-21	1982	1994	1991 (4-2)	1994 (2-6)
Lebanon Valley (Pa.)	3-1	1998	2002	2002 (5-3)			William Penn (Iowa)	0-1	1999	1999		1999 (1-5)
Lock Haven (Pa.) St.	4-2	1984	2003	2003 (14-2)			Wilmington (Del.)	1-3	1982	1983	1983 (12-11)	1983 (109)
Longwood (Va.)	1-8	1988	2001	1991 (6-3)	2001 (9-17)		Wisconsin-River Falls	2-3	1994	1996	1996 (8-7)	1996 (6-15)
Loras (Iowa)	2-0	2002	2002	2002 (12-3)			<b>York (Pa.)</b>	<b>7-5</b>	<b>1999</b>	<b>2007</b>	<b>2005 (5-1)</b>	<b>2007 (15-6)</b>
Lynchburg (Va.)	2-3	1998	2007	2007 (3-2)			2008 opponents highlighted					



Trae Bailey

# CNU's 2008 USA South Opponents

## AVERETT

Sat. March 8, 1:00, at Captains Park  
Sun. March 9, 1:00, at Captains Park  
Series record: CNU leads 25-12

Location: Danville, Va.

Enrollment: 900

Colors: Blue & Gold

Nickname: Cougars

Stadium: Dan Daniel Park

President: Dr. Richard Pfau

Athletic Director: Sam Ferguson

2007 Record: 31-12, 6-6 in USA South

Head Coach: Ed Fulton

Coach Fulton's Record: 210-222-1 (11 years)

Record at AU: 210-222-1 (11 years)

Assistant Coach: George Fisher

Starters Returning/Lost: 9/6

Lettermen Returning/Lost: 18/11

SID: Sam Ferguson (434) 791-5876

e-mail: sam.ferguson@averett.edu

Web Site: www.averett.edu/athletics

Top Returning Players:

Name	BAVE.	HR	RBI	SB
Eric Sibrizzi	.362	0	23	3
Ahmed Shelton	.325	0	10	11
Jake Loye	.324	4	31	5

Top Returning Pitchers

Name	W-L	ERA	K	BB
Ahmed Shelton	9-0	2.30	38	36
Jacob Waller	6-1	2.26	31	11
Travis Reynolds	5-1	2.30	23	10

## FERRUM

Sat. April 12, 1:00 at Ferrum, Va.  
Sun. April 13, 1:00 at Ferrum, Va.  
Series record: Ferrum leads 39-21

Location: Ferrum, Va.

Enrollment: 1,000

Colors: Black & Gold

Nickname: Panthers

Stadium: Panther Field

President: Dr. Jennifer L. Braaten

Athletic Director: Abe Naff

2007 Record: 27-18, 7-5 in USA South

Head Coach: Darren Hodges

Coach Hodges' Record: First year

Record at FC: First year

Assistant Coach: Anthony Everman

Starters Returning/Lost: 6/6

Lettermen Returning/Lost: 13/17

SID: Gary Holden (540) 365-4306

e-mail: gholden@ferrum.edu

Web Site: www.ferrum.edu/athletics

Top Returning Players:

Name	BAVE.	HR	RBI	SB
Nick Baker	.316	1	36	2
Justin Franklin	.294	3	24	0
Jesse Fuller	.289	3	20	3

Top Returning Pitchers

Name	W-L	ERA	K	BB
Lincoln Garner	6-4	3.90	61	34
Brian Bowles	4-0	2.20	29	9
Brian Mays	2-1	2.66	27	12

## GREENSBORO

Sat. March 29, 1:00 at Captains Park  
Sun. March 30, 1:00 at Captains Park  
Series record: CNU leads 26-13

Location: Greensboro, N.C.

Enrollment: 1,302

Colors: Green, White & Silver

Nickname: Pride

Stadium: War-Memorial Stadium

President: Dr. Craven E. Williams

Athletic Director: Kim Strable

2007 Record: 20-20, 4-8 in USA South

Head Coach: Ken Carlyle

Coach Carlyle's Record: 120-114 (6 years)

Record at GC: 120-114 (6 years)

Assistant Coaches: Matt Aker, Andrew Fleischacker

Starters Returning/Lost: 8-5

Lettermen Returning/Lost: 15-9

SID: Bob Lowe (336) 272-7102 Ext. 279

e-mail: blowe@gborocollege.edu

Web Site: www.gborocollege.edu

Top Returning Players:

Name	BAVE.	HR	RBI	SB
Kyle Bolick	.379	0	21	14
James Hone	.360	0	11	0
Dan Poindexter	.345	0	15	0

Top Returning Pitchers

Name	W-L	ERA	K	BB
Kit Mock	2-4	3.87	49	16
Kent Gilliland	1-3	5.04	38	14
Torrey Poholsky	2-2	1.88	15	7

## METHODIST

Sat. April 5, 1:00 at Fayetteville, N.C.  
Sun. April 6, 2:00 at Fayetteville, N.C.  
Series record: Methodist leads 52-17

Location: Fayetteville, N.C.

Enrollment: 2,255

Colors: Green & Gold

Nickname: Monarchs

Stadium: Shelley Field

President: Dr. M. Elton Hendricks

Athletic Director: Bob McEvoy

2007 Record: 30-15, 7-5 in USA South

Head Coach: Tom Austin

Coach Austin's Record: 874-356-8 (28 years)

Record at MC: 874-356-8 (28 years)

Assistant Coaches: Kevin Allingham, Cory Calloway, Ryan Stephenson

Starters Returning/Lost: 9/3

Lettermen Returning/Lost: 21/7

SID: Kirbie Britt (910) 630-7172

e-mail: sportsinfo@methodist.edu

Web Site: www.methodist.edu/athletics

Top Returning Players:

Name	BAVE.	HR	RBI	SB
Brian Halpin	.322	0	20	10
Brad Davis	.305	1	16	6
Seth Kivett	.291	3	32	2

Top Returning Pitchers

Name, Class	W-L	ERA	K	BB
Chris Toth	8-4	3.34	45	32
Elliott Bisplinghoff	7-2	3.44	39	23
Fred Geisinger	5-0	3.05	25	12

## N.C. WESLEYAN

Sat. March 1, 11:00, at Captains Park  
Sun. March 2, 2:00, at Captains Park  
Series record: N.C. Wesleyan leads 50-20

Location: Rocky Mount, N.C.

Enrollment: 2,400

Colors: Navy Blue & Vegas Gold

Nickname: Battling Bishops

Stadium: Bauer Field

President: Dr. Ian Newbould

Athletic Director: John Thompson

2007 Record: 28-16, 7-5 in USA South

Head Coach: Charlie Long

Coach Long's Record: 258-184-1 (9 years)

Record at NCWC: 258-184-1 (9 years)

Assistant Coaches: Ernie Jones, Mike Girouard

Starters Returning/Lost: 7/5

Lettermen Returning/Lost: 15-18

SID: Rikki Rich (252) 985-5271

e-mail: rrich@ncwc.edu

Web Site: www.ncwc.edu/athletics

Top Returning Players:

Name	BAVE.	HR	RBI	SB
Matt Smith	.415	0	26	16
Luke Williford	.350	0	18	11
Chris Pecora	.347	1	17	13

Top Returning Pitchers

Name, Class	W-L	ERA	K	BB
Jonathan Lucas	5-0	1.84	29	11
Ben Moore	2-3	5.14	18	12
Doug Roenker	2-1	5.27	17	11

## SHENANDOAH

Sat. March 15, 1:00 at Winchester, Va.  
Sun. March 16, 1:00 at Winchester, Va.  
Series record: CNU leads 24-15

Location: Winchester, Va.

Enrollment: 2,400

Colors: Red, White & Blue

Nickname: Hornets

Stadium: Bridgeforth Field

President: Dr. James A. Davis

Athletic Director: John Hill

2007 Record: 27-15, 5-7 in USA South

Head Coach: Kevin Anderson

Coach Anderson's Record: 245-159-1 (8 years)

Record at SU: 98-72 (4 years)

Assistant Coaches: Kirk Renegar, Simon Volinsky, Archie Moore, Nick Sborz

Starters Returning/Lost: 7/5

Lettermen Returning/Lost: 9/6

SID: Scott Musa (540) 665-5417

e-mail: smusa@su.edu

Web Site: www.su.edu/athletics

Top Returning Players:

Name	BAVE.	HR	RBI	SB
Adam Kessel	.415	4	38	4
Scott VanDusseldorp	.361	4	30	5
Scott Lambert	.345	1	36	5

Top Returning Pitchers

Name	W-L	ERA	K	BB
David Frelin	1-5	2.96	39	21
Taylor DuFrene	3-3	3.04	39	20
Daniel Eadie	4-0	3.14	21	11



# CNU's 2008 Non-Conference Opponents

## ARCADIA

Sat. Feb. 16, 10:00, at Captains Park  
Series record: First meeting

**Location:** Glenside, Pa.  
**Enrollment:** 1,500  
**Colors:** Scarlet & Grey  
**Nickname:** Knights  
**Stadium:** Enry Field  
**President:** Jerry M. Greiner  
**Athletic Director:** Shirley Liddle  
**2007 Record:** 24-12  
**Head Coach:** Kevin Woodbridge  
**Assistant Coaches:** Nate Schill, John Bellis  
**SID:** Joy Zazzera (215) 572-4048  
**e-mail:** zazzera@arcadia.edu  
**Web Site:** www.csc.arcadia.edu/athletics

## BRIDGEWATER

Sun. Feb 24, 2:30, at Captains Park  
Tue. April 1, 3:00 at Bridgewater, Va.  
Series record: BC leads 20-14

**Location:** Bridgewater, Va.  
**Enrollment:** 1500  
**Colors:** Crimson & Vegas Gold  
**Nickname:** Eagles  
**Stadium:** Jopson Field  
**President:** Dr. Phillip C. Stone  
**Athletic Director:** Curt Kendall  
**2007 Record:** 21-23  
**Head Coach:** Curt Kendall  
**Assistant Coach:** Ben Spotts  
**SID:** Steve Cox (540) 828-5360  
**e-mail:** scox@bridgewater.edu  
**Web Site:** www.bridgewater.edu/Sports

## CASTLETON (Vt.) ST.

Fri. March 14, 11:00 (2) at Captains Park  
Series record: CNU leads 11-1

**Location:** Castleton, Vt.  
**Enrollment:** 1,800  
**Colors:** Dark Green & White  
**Nickname:** Spartans  
**Stadium:** N/A  
**President:** Dr. David Walk  
**Athletic Director:** Deanna Tyson  
**2007 Record:** 26-12  
**Head Coach:** Ted Shipley  
**Assistant Coach:** Doug Kimbler, Bob Godlewski  
**SID:** Jeff Weld (802) 468-6052  
**e-mail:** jeff.weld@castleton.edu  
**Web Site:** www.castleton.edu/athletics

## EASTERN MENNONITE

Thu. Feb. 14, 10:00, at Captains Field  
Wed. March 26, 3:00 at Harrisonburg, Va.  
Series record: CNU leads 4-1-2

**Location:** Harrisonburg, Va.  
**Enrollment:** 1,450  
**Colors:** Royal Blue & White  
**Nickname:** Royals  
**Stadium:** EMU Field  
**President:** Dr. Loren Swartzendruber  
**Athletic Director:** David King  
**2007 Record:** 9-27  
**Head Coach:** Mark Mace  
**Assistant Coaches:** Bill Buracker  
**SID:** Mike Zucconi (540) 432-4441  
**e-mail:** michael.zucconi@emu.edu  
**Web Site:** www.emu.edu/athletics

## FROSTBURG ST.

Thu. March 13, 3:00 at Frostburg, Md.  
Series record: FSU leads 7-6

**Location:** Frostburg, Md.  
**Enrollment:** 4,500  
**Colors:** Red, White & Black  
**Nickname:** Bobcats  
**Stadium:** Bob Wells Field  
**President:** Jonathan C. Gibraltar  
**Athletic Director:** Troy Dell  
**2007 Record:** 31-15  
**Head Coach:** Guy Robertson  
**Assistant Coaches:** Dan Sidorowicz, Bill Shields  
**SID:** Noah Becker (301) 687-4371  
**e-mail:** nzbecker@frostburg.edu  
**Web Site:** www.frostburgsports.com

## GUILFORD

Mon. March 10, 3:00, at Greensboro, N.C.  
Series record: CNU leads 2-0

**Location:** Greensboro, N.C.  
**Enrollment:** 2,687  
**Colors:** Crimson & Gray  
**Nickname:** Quakers  
**Stadium:** McBane Field  
**President:** Kent Chabotar  
**Interim Athletic Director:** Tom Palombo  
**2007 Record:** 12-24  
**Head Coach:** Nick Black  
**Assistant Coach:** Chris Johnson  
**SID:** Dave Walters (336) 316-2107  
**e-mail:** dwalters@guilford.edu  
**Web Site:** www.guilford.edu/athletics

## GWYNEDD MERCY

Sat. Feb. 16, 3:00 at Captains Park  
Series record: First meeting

**Location:** Gwynedd Valley, Pa.  
**Enrollment:** 1,300  
**Colors:** Red, White & Gold  
**Nickname:** Griffins  
**Stadium:** Bear Stadium  
**President:** Kathleen Owens  
**Athletic Director:** Keith Mondillo  
**2007 Record:** 33-12  
**Head Coach:** Paul Murphy  
**Assistant Coaches:** Gus DiStefano, Dan Buckley, Pete Hoffman  
**SID:** Chris Panter (215) 646-7300 Ext. 273  
**e-mail:** panterc@gmc.edu  
**Web Site:** www.athletics.gmc.edu



Kenny Moreland



# CNU's 2008 Non-Conference Opponents

## HAMPDEN-SYDNEY

Tue. Feb 12, 3:00 at Captains Park  
 Wed. March 19, 3:30 at farmville, Va.  
 Series record: CNU leads 12-4

**Location:** Hampden-Sydney, Va.  
**Enrollment:** 1,040  
**Colors:** Garnet & Gray  
**Nickname:** Tigers  
**Stadium:** Dickinson Stadium  
**President:** Walter M. Bortz  
**Athletic Director:** Joe Bush  
**2007 Record:** 25-18  
**Head Coach:** Jeff Kinne  
**Assistant Coach:** Justin Mattison  
**SID:** Bryan Hicks (434) 223-6156  
**e-mail:** bhicks@hsc.edu  
**Web Site:** www2.hsc.edu/athletics

## MARY WASHINGTON

Fri. April 25, 3:00, at Fredericksburg, Va.  
 Series record: CNU leads 6-3

**Location:** Fredericksburg, Va.  
**Enrollment:** 4,000  
**Colors:** Navy, Grey & White  
**Nickname:** Eagles  
**Stadium:** Dickinson Stadium  
**Acting President:** Richard V. Hurley  
**Athletic Director:** Ed Hegmann  
**2007 Record:** 26-12  
**Head Coach:** Tom Sheridan  
**Assistant Coaches:** Matt Fitzgerald, Dave Brennan  
**SID:** Clint Offen (540) 654-1743  
**e-mail:** copen@umw.edu  
**Web Site:** athletics.umw.edu

## PACE

Sat. March. 22, 1:00, at Captains Park  
 Series record: First meeting

**Location:** Pleasantville, N.Y.  
**Enrollment:** 14,177  
**Colors:** Navy blue & Gold  
**Nickname:** Setters  
**Stadium:** Peter X. Finnerty Field  
**President:** Stephen J. Friedman  
**Athletic Director:** Joseph O'Donnell  
**2007 Record:** 30-26  
**Head Coach:** Henry Manning  
**Assistant Coaches:** Trevor Brown, Pete Raimondi  
**SID:** John Tagliaferri (914)-773-3888  
**e-mail:** jtagliaferri@pace.edu  
**Web Site:** www.pacesettersathletics.com

## RAMAPO

Fri. Feb. 29, 3:00, at Captains Park  
 Series record: First meeting

**Location:** Mahwah, N.J.  
**Enrollment:** 5,600  
**Colors:** Maroon, Black & White  
**Nickname:** Roadrunners  
**Stadium:** Ramapo Sports Complex  
**President:** Peter Phillip Mercer  
**Athletic Director:** Michael Ricciardi  
**2007 Record:** 29-13  
**Head Coach:** Rich Martin  
**Assistant Coaches:** Victor Rosario, Jan Koslowsky, Tom Topolski, Josh Epstein  
**SID:** Rachel Pinton (201)-684-7674 Ext. 7679  
**e-mail:** rpinton@ramapo.edu  
**Web Site:** ww2.ramapo.edu/athletics

## RANDOLPH-MACON

Wed. Feb. 20, 3:00 at Captains Park  
 Thu. April 10, 3:00 at Ashland, Va.  
 Series record: CNU leads 19-12

**Location:** Ashland, Va.  
**Enrollment:** 1,100  
**Colors:** Lemon & Black  
**Nickname:** Yellow Jackets  
**Stadium:** Hugh Stephens  
**President:** Robert R. Lindgren  
**Athletic Director:** Denis Kanach  
**2007 Record:** 19-21-1  
**Head Coach:** Ray Hedrick  
**Assistant Coaches:** Evan Brannon  
**SID:** Chris Kilcoyne (804)-752-7387  
**e-mail:** christopherkilcoyne@rmc.edu  
**Web Site:** www.rmc.edu/athletics

## SALISBURY

Sun. Feb. 24, 2:30, at Captains Park  
 Sat. April 26, 2:00, at Salisbury, Md.  
 Series record: SU leads 28-19

**Location:** Salisbury, Md.  
**Enrollment:** 6,900  
**Colors:** Maroon & Gold  
**Nickname:** Sea Gulls  
**Stadium:** N/A  
**President:** Dr. Janet E. Dudley-Eshbach  
**Athletic Director:** Dr. Michael Vienna  
**2007 Record:** 33-10  
**Head Coach:** Doug Fleetwood  
**Assistant Coach:** N/A  
**SID:** Sam Atkinson(410) 543-6016  
**e-mail:** satkinson@salisbury.edu  
**Web Site:** www.salisbury.edu/athletics

## VILLA JULIE

Sat. Feb. 23, 3:00, at Captains Park  
 Series record: CNU leads 1-0

**Location:** Stevenson, Md.  
**Enrollment:** 2,800  
**Colors:** Green & White  
**Nickname:** Mustangs  
**Stadium:** N/A  
**President:** Kevin Manning  
**Athletic Director:** Brett Adams  
**2007 Record:** 24-22  
**Head Coach:** Jason Tawney  
**Assistant Coaches:** Andy Levy, Mark Chivaler, Mark Rubin  
**SID:** Jeb Barber (443) 352-4253  
**e-mail:** ath-jeb@mail.vjc.edu  
**Web Site:** www.gomustangsports.com

## VIRGINIA ST.

Fri. March 7, 3:00, at Captains Park  
 Series record: CNU leads 9-3

**Location:** Petersburg, Va.  
**Enrollment:** 5,000  
**Colors:** Burnt Orange & Blue  
**Nickname:** Trojans  
**Stadium:** Whaley Colbert Field  
**President:** Eddie N. Moore, Jr.  
**Athletic Director:** Peggy Davis  
**2007 Record:** 23-35  
**Head Coach:** Merrill Morgan  
**Assistant Coaches:** N/A  
**SID:** Jim Junot (804) 524-5028  
**e-mail:** jjunot@vsu.edu  
**Web Site:** www.vsu.edu

## VIRGINIA WESLEYAN

Tue. Feb. 26, 3:00, at Captains Park  
 Wed. March 12, 3:00, at Virginia Beach, Va.  
 Series record: Virginia Wesleyan leads 25-17

**Location:** Virginia Beach, Va.  
**Enrollment:** 1,450  
**Colors:** Blue & White  
**Nickname:** Marlins  
**Stadium:** Marlins Field  
**President:** Dr. William T. Greer, Jr.  
**Athletic Director:** Joanne Renn  
**2007 Record:** 23-17  
**Head Coach:** Nick Boothe  
**Assistant Coach:** Mike Loyd  
**SID:** Joe Wasiluk (757) 455-3393  
**e-mail:** jwasiluk@vwc.edu  
**Web Site:** www.vwc.edu/athletics


## YORK (PA.)

Sun. April 27, 12:00, at Captains Park  
 Series record: CNU leads 7-5

**Location:** York, PA.  
**Enrollment:** 4,400  
**Colors:** Green & White  
**Nickname:** Spartans  
**Stadium:** Jaquet Field  
**President:** Dr. George Waldner  
**Athletic Director:** Sean Sullivan  
**2007 Record:** 32-14  
**Head Coach:** Paul Saikia  
**Assistant Coaches:** Mike Scappa, Matt Day  
**SID:** Scott Guise (717) 815-1394  
**e-mail:** sguise@ycp.edu  
**Web Site:** www.ycp.edu/athletics



# CNU IN THE NCAA TOURNAMENT



## 2001 NCAA REGIONAL

### Mary Washington 5, CNU 0

The Captains got nine hits but were unable to score in their first-ever NCAA game. Ted Tignor had three of the hits, including a double.

Mary Washington 1 0 3 0 0 1 0 0 - 5 10 0  
CNU 0 0 0 0 0 0 0 0 - 0 9 0

MWC - Grue and Eygabroat. CNU - Dye, T. Tignor (9) and Hatcher.

WP: Grue (3-0). LP - Dye (8-3)

2B: Napolitano (M), Dorman (M), T. Tignor (C).

3B: Chapman (M).

## 2001 NCAA REGIONAL

### CNU 1, Bridgewater 0

Cliff Wester pitched a six-hit shutout with nine strikeouts as CNU got its first NCAA win in history. The only run of the game came in the third when Keith Windle doubled, moved to third on Matt Turner's single and scored on a sacrifice fly by Stephen Hatcher.

CNU 0 0 1 0 0 0 0 0 - 1 7 2  
Bridgewater 0 0 0 0 0 0 0 0 - 0 6 0

CNU - Wester and Hatcher. BC - Norris, Crawford (8) and Woody.

WP: Wester (6-2). LP - Norris (6-4)

2B: Jones (C), Windle (C), Estes (B).

## 2001 NCAA REGIONAL

### Mary Washington 1, CNU 0 (10)


The Eagles broke a scoreless tie in the 10th ending a great pitcher's dual in which the two teams combined for just seven hits.

CNU 0 0 0 0 0 0 0 0 - 0 3 2  
Mary Washington 0 0 0 0 0 0 1 1 - 1 4 3

CNU - Thrift and Hatcher. MWC - Shabman, Hall (10) and Eygabroat.

WP: Hall (4-1). LP - Thrift (8-4)

2B: Jones (C), McEathron (M)



## 2002 NCAA REGIONAL

### CNU 10, Bridgewater 7

Led by three hits each from Jeremy Elliott and Matt Turner, the Captains took control of the game with a four-run sixth inning to grab a 10-3 lead.

Bridgewater 0 2 2 1 0 0 3 0 1 - 7 13 0  
CNU 0 2 2 2 0 4 0 0 x - 10 14 1

BC - Dustin, Geisert (6), Mickley (7), Proctor (7) and Lawhorne. CNU - Dye, Brown (7), Haywood (9) and George.

WP: Dye (8-4). LP - Jones (2-5)

2B: Lewis (B), Brinkley (B), Phaup (C), George (C). 3B: Turner (C). HR: Estes (B), Lewis (B)

## 2002 NCAA REGIONAL

### CNU 17, York (Pa.) 1

CNU pounded out 21 hits to support a fine pitching effort by Cliff Wester who allowed just five hits in seven shutout innings before leaving with a 17-0 lead. Scotty George and Jon Hurd each had four hits for CNU. Hurd hit for the cycle.

CNU 0 1 3 4 1 6 2 0 0 - 17 21 3  
York (Pa.) 0 0 0 0 0 0 0 1 - 1 8 1

CNU - Wester, Jarvis (8) and George, Hardie (8). YC - Ellis, Riexinger (6), Murphy (8), Pile (9) and Gallo, Nilsen (5).

WP: Wester (8-4). LP - Ellis (8-2)

2B: Stocks (C), Hurd (C), T. Tignor (C), George (C), Eicher (C), Ancharski (Y), Bender (Y). 3B: Hurd (C), T. Tignor (C). HR: Hurd (C), T. Tignor (C)

## 2002 NCAA REGIONAL

### York (Pa.) 3, CNU 2 (10)

Just a day after crushing York, 17-1, the Spartans got revenge with a 3-2 win in 10 innings. The winning run scored after two were out and none on with consecutive doubles. York had tied it in the ninth, also after two out and no one on.

York (Pa.) 0 0 1 0 0 0 0 0 1 1 - 3 10 1  
CNU 0 0 0 0 1 0 0 0 0 0 - 2 6 2

YC - Falcone, Pile (8), Meister (9) and Gallo. CNU - Cosby, Haywood (9) and George.

WP: Meister (5-2). LP - Haywood (4-1)

2B: Meister (Y), Munch (Y), Swope (Y).

## 2002 NCAA REGIONAL

### CNU 5, Salisbury 3

Facing elimination, the Captains grabbed a 3-0 lead in the third and fought off Salisbury, 5-3. Jeremy Elliott led the way with three hits. Jason Brown stopped a ninth inning SU rally by getting two batters out.

CNU 0 0 3 0 1 0 0 0 1 - 5 10 1  
Salisbury 0 0 0 1 0 0 0 0 2 - 3 9 2

CNU - Dye, Brown (9) and George. SU - Roath, Kriger (9) and Colanero

WP: Dye (9-4). LP - Roath (4-3)

2B: Phaup (C), Larson (C), Kassekert (S).

## 2002 NCAA REGIONAL

### CNU 5, York (Pa.) 1


The Captains earned a trip to the Division III World Series behind another strong effort by Cliff Wester who pitched a five-hitter. Jeremy Elliott and Jon Hurd had three hits each.

York (Pa.) 0 0 0 0 0 1 0 0 0 - 1 5 2  
CNU 0 2 0 1 0 0 2 0 x - 5 9 1

YC - Vroman, Hartman (5), Cramer (7), Pile (7), Meister (8) and Gallo. CNU - Wester and George

WP: Wester (9-4). LP - Vroman (1-2)

2B: Elliott (C), Hurd (C). HR: Hurd (C)



## 2002 NCAA DIV. III WORLD SERIES

### CNU 12, Carthage 4

In their first Division III World Series action the Captains unloaded 12 runs in the seventh. Scotty George, Jeff Eicher and Adam Larson each had a pair of hits and Rob Dye scattered eight hits.

Carthage 0 0 0 2 0 0 1 0 1 - 4 8 5  
CNU 0 0 0 0 0 0 (12) 0 x - 12 11 2

CC - Grybash, Roth (7), Walther (7), Gassner (8) and Giddings, Polcyn (8). CNU - Dye and George.

WP: Dye (10-4). LP - Roth (6-2)

2B: Lensmeyer (C), Martin (C).

**2002 NCAA DIV. III WORLD SERIES**  
**Marietta 6, CNU 5**

Todd Yoder's bases loaded single in the 9th won it for MC. CNU had tied it 5-5 in the 8th. MC got four of its runs on a fourth inning grand slam by Jay Coakley.

CNU 002 020 010 - 5 8 0  
 Marietta 004 100 001 - 6 9 0  
 CNU - Wester, Brown (9) and George, MC - Lamb and Coakley.

WP: Lamb (9-1). LP - Wester (9-5)  
 2B: Larson (C). HR: Turner (C), Coakley (M).

**2002 NCAA DIV. III WORLD SERIES**  
**CNU 10, Lakeland 1**

The Captains scored four each in the seventh and ninth to eliminate Lakeland. CNU had 17 hits led by T.J. Jones and Ted Tignor with three each.

CNU 100 001 404 - 10 17 1  
 Lakeland 000 000 001 - 1 6 3  
 CNU - Cosby, M. Tignor (9) and George. LC - Thousand, Rauwerdink, (7), Ratcliff (9) and Frelich, Wolter (9).

WP: Cosby (6-2). LP - Thousand (5-4).  
 2B: Jones (C), Turner (C), Phaup (C), Eicher (C), Larson (C), Frelich (L).

**2002 NCAA DIV. III WORLD SERIES**  
**CNU 6, Eastern Conn. 5**

The Captains became the only team that would defeat the eventual national champions when Ted Tignor drove in the winning run with two out in the bottom of the ninth. Chris Phaup blasted two home runs.

E. Conn. 200 001 200 - 5 11 2  
 CNU 001 101 111 - 6 8 0  
 CNU - Meeker, Fagan (6), Spirito (8) and Funaro. CNU - Haywood, Brown (7), Dye (7) and George.


WP: Dye (11-4). LP - Spirito (2-2).  
 2B: Thompson (E), Holowaty (E), Ormaechea (E), T. Tignor (C). HR: Kubachka (E), Phaup 2 (C).

**2002 NCAA DIV. III WORLD SERIES**  
**Marietta 9, CNU 6**

With just three teams remaining the Captains built a 6-1 lead after three innings but couldn't hold on.

Marietta 100 250 001 - 9 12 0  
 CNU 222 000 000 - 6 9 4  
 MC - May, Stocker (2) and Coakley. CNU - Dye, Wester (5) and George.

WP: Stocker (5-2). LP - Dye (11-5)  
 2B: Yoder (M), Coakley (M), K. May 2 (M), Eicher (C), Larson (C). 3B: Eicher (C). HR: Phaup (C).


**2003 NCAA REGIONAL**  
**CNU 5, Salisbury 4**

Matt Lewellen scored on a line out by Ricky Medina to give the Captains the victory with one out in the bottom of the ninth for the winning run. Matt Turner had three hits for the Captains including a double and a home run.

Salisbury 002 010 001 - 4 10 3  
 CNU 002 010 101 - 5 10 1  
 CNU - Cosby, Brower (6) and George, SU - Willey, Dunk (4), Kriger (9) and Johnson.

WP: Brower (6-0). LP - Dunk (4-2)  
 2B: Kassekert (S), Lemon (S), Turner (C), George (C). HR: Turner (C).

**2003 NCAA REGIONAL**  
**CNU 6, Averett 2**

Jeremy Elliott, Jayson Basanes and Matt Lewellen each had two hits for CNU and Cary Bruner went the distance on the mound.

CNU 000 201 120 - 6 10 2  
 Averett 000 000 101 - 2 13 0  
 CNU - Bruner and George, AU - Payne and Stevens.

WP: Bruner (6-0). LP - Payne (3-6)  
 2B: Elliott (C), Moody (C), Yost (A), Johnson (A). 3B: Durham (A). HR: Turner (C), Phaup (C)

**2003 NCAA REGIONAL**
**CNU 6, Virginia Wesleyan 5**

The Captains overcame an early 5-0 deficit, getting six runs on just five hits for the win. Chris Phaup had a double, and a home run and two RBIs.

Va. Wesleyan 140 000 000 - 5 9 3  
 CNU 022 002 00x - 6 5 2  
 CNU - Haywood, Mingee (2), Brown (8) and George, VWC - Purvis, Baker (7) and Supa.


WP: Mingee (1-0). LP - Purvis (6-4).  
 2B: Adams (V), Phaup (C). HR: Phaup (C).

**2003 NCAA REGIONAL**  
**CNU 6, Thomas More 2**

Chris Phaup's single to left center drove in Jeremy Elliott with the winning run in the bottom of the 11th to lift CNU to its second straight regional championship. Eben Brower pitched ten innings allowing just one unearned run.

Thomas More 000 000 100 00-1 9 1  
 CNU 0 010 000 000 1- 2 7 2  
 CNU - Brower, Brown (11) and George, TM - Hatton, Fritsch (8) and Riess.

WP: Brown (5-2). LP - Fritsch (0-2).  
 2B: Thomas (T).


**2003 NCAA DIV. III WORLD SERIES**  
**CNU 7, Trinity (Conn.) 3**

Chris Phaup led the way with three hits, including a home run, and Jason Moody added a home run as CNU won its World Series opener.

Trinity 001 001 100 - 3 7 1  
 CNU 004 020 01x - 7 7 2  
 TC - Tidmarsh, Cox (8) and Fries. CNU - Cosby, Brower (8) and George.

WP: Cosby (7-3). LP - Tidmarsh (9-1).  
 2B: Dorr (T), Phaup (C); HR: Phaup (C), Moody (C).







### 2003 NCAA DIV. III WORLD SERIES CNU 6, Chapman 4

The Captains jumped to a 5-0 lead in the first and never looked back. Ricky Medina, Scotty George, John Corbin, Jayson Basanes and Matt Lewellen all had two hits for CNU.

Chapman 0 2 0 0 0 0 0 2 0 - 4 12 2  
CNU 5 0 1 0 0 0 0 0 x - 6 13 1

C - Green and Graves. CNU - Bruner, Mingee (8), Brown (8) and George.

WP: Bruner (7-0). LP - Green (8-1).

2B: Basanes.

### 2003 NCAA DIV. III WORLD SERIES CNU 2, Anderson 1 (12)

Jason Moody's triple to right center plated John Corbin with the winning run in the top of the 12th. Eben Brower went 11 innings allowing just one unearned run. Ricky Medina and Scotty George each had two hits.

CNU 0 0 0 0 0 0 1 0 0 1 - 2 5 2  
Anderson 0 0 0 0 1 0 0 0 0 0 0 - 1 11 1

A - Louden, Williams (10) and Rayl. CNU - Brower, Brown (12) and George.

WP: Brower (7-0). LP - Williams (5-1).

2B: Medina (C), George (A). Loyd (A); 3B: Moody (C).

### 2003 NCAA DIV. III WORLD SERIES CNU 4, Eastern Connecticut St. 2

The Captains beat, and eliminated, the No. 1 ranked Warriors by jumping to a three-run lead in the first inning, including a two-run single by Scotty George. Jeremy Elliott led with three hits and Brandon Haywood limited the Warriors to five hits and two runs in seven innings. The win put CNU in the championship round.

CNU 3 0 0 1 0 0 0 0 0 - 4 11 1  
Eastern Conn. 0 1 1 0 0 0 0 0 0 - 2 8 2

CNU - Haywood (8-2), Brown (9) and George. ECSU - Hall, Meeker (8) and Funaro.

WP: Haywood (8-2). LP - Hall (4-1).

2B: Turner (C); HR: Garafalo (E).

### 2003 NCAA DIV. III WORLD SERIES Chapman 15, CNU 2

Chapman broke it open with an eight-run fifth inning after the score was tied 1-1. Ricky Medina and Jason Moody each had two hits for CNU which still had one more chance at the national title.

Chapman 0 0 0 1 8 0 0 0 6 - 15 16 0  
CNU 0 0 1 0 0 0 0 1 0 - 2 7 3

C - Green and Graves. CNU - Cosby, Jarvis (5), Jaggers (9) and George, Hardie (9).

WP: Green (9-1). LP - Brown (7-4).

2B: Gruber (CC), Haywood (C), Moody (C); 3B: Sanders (2) (CC); HR: Medina (C).

### 2003 NCAA DIV. III WORLD SERIES Chapman 15, CNU 7

With CNU leading 5-4 after three, Chapman scored ten in the next four innings to take the national title.

Chapman 0 0 4 2 2 1 5 1 0 - 15 24 4  
CNU 1 1 3 0 2 0 0 0 0 - 7 9 0

CC - Akamine and Graves. CNU - Bruner, Mingee (5), Brown (6), Brower (8), Gogan (9) and George.

WP: Akamine (6-5). LP - Bruner (7-1).

2B: Taylor (CC), Graves (CC), Sanders (CC), Levering (CC), Moody (C); 3B: Van Camp (CC), HR: Graves (CC), Turner (C).

## RECORD vs. TOP 30 OPPONENTS

Games vs. Top 30 Opponents Under John Harvell  
2007

Feb. 17 home #24 Rowan Lost 4-6  
Feb. 17 home #29 Bridgewater Won 4-3  
Feb. 20 home #21 Salisbury Lost 2-5  
April 29 away #10 Salisbury Lost 3-6

Record for Year: 1-3

2006

Feb. 18 home #2 Cortland St. Lost 1-5  
Feb. 21 home #30 Salisbury Lost 2-3  
March 13 at #12 Hampden-Sydney Lost 1-3  
April 4 home #8 Mary Washington Won 4-1  
April 29 at #4 Salisbury Lost 7-13

Record for Year: 1-4

2005

Feb. 19 home #1 Rowan Lost 6-10  
Feb. 20 home #1 Rowan Lost 3-7  
Feb. 22 home #13 Salisbury Lost 0-7  
Feb. 26 at #21 Methodist Lost 1-3  
Feb. 26 at #21 Methodist Lost 2-3  
Feb. 27 at #21 Methodist Won 10-6  
March 15 home #28 Virginia Wesleyan Won 5-2  
April 21 home #6 Mary Washington Won 2-0

Record for Year: 3-5

2004

Feb. 21 home #19 Rowan Lost 3-5  
Feb. 22 home #19 Rowan Won 11-5  
March 18 at #17 Virginia Wesleyan Lost 1-8  
March 20 at #29 Averett Won 7-2  
March 20 at #29 Averett Lost 3-4  
March 21 at #29 Averett Won 6-3  
March 24 at #23 Mary Washington Won 3-2  
March 30 home #9 Virginia Wesleyan Lost 1-5  
April 3 at #22 Ferrum Won 6-2  
April 3 at #22 Ferrum Won 7-5  
April 4 at #22 Ferrum Lost 1-5

Record for Year: 6-5

2003

Feb. 25 at #27 Salisbury Won 5-4  
March 8 home #23 Cortland St. Won 11-4  
March 8 home #23 Cortland St. Won 4-3  
April 5 home #11 Ferrum Lost 1-6  
April 6 home #11 Ferrum Won 8-2  
April 12 at #2 Methodist Won 5-0  
April 13 at #2 Methodist Lost 6-8  
April 17 vs. #15 Methodist Won 4-3

Division III Regional

May 15 vs. #24 Salisbury Won 5-4  
May 16 vs. #7 Averett Won 6-2  
May 17 vs. #11 Virginia Wesleyan Won 6-5  
May 18 vs. #18 Thomas More (11) Won 2-1

Division III World Series

May 23 vs. #15 Trinity (Conn.) Won 7-3  
May 24 vs. #5 Chapman Won 6-4  
May 25 vs. #16 Anderson (11) Won 2-1  
May 26 vs. #1 Eastern Conn. St. Won 4-2  
May 27 vs. #5 Chapman Lost 2-15  
May 27 vs. #5 Chapman Lost 7-15

Record for year: 14-4

2002

Feb. 26 at #9 Salisbury Lost 6-11  
Mar. 30 at #18 Averett Won 3-2  
Mar. 31 at #18 Averett Won 10-4  
April 13 home #1 Methodist Won 6-4  
April 14 home #1 Methodist Lost 2-4  
April 19 vs. #1 Methodist Won 3-2  
April 20 vs. #17 Ferrum Won 4-3  
April 21 vs. #1 Methodist Lost 4-5  
April 21 vs. #1 Methodist Won 8-3  
April 23 home #8 Salisbury Won 10-5

Division III Regional

May 17 vs. #27 York (Pa.) Won 17-1  
May 18 vs. #27 York (Pa.) Lost 2-3  
May 19 vs. #22 Salisbury Won 5-3  
May 19 vs. #27 York (Pa.) Won 5-1

Division III World Series

May 24 vs. #5 Carthage Won 12-4  
May 26 vs. #1 Marietta Lost 5-6  
May 26 vs. #10 Lakeland Won 10-1  
May 27 vs. #2 Eastern Conn. St. Won 6-5  
May 28 vs. #1 Marietta Lost 6-3

Record for year: 13-6

2001

Feb. 27 at #15 Salisbury Won 10-1  
April 22 vs. #12 Methodist Won 7-5  
April 29 vs. #30 Salisbury Lost 2-6

Record for year: 2-1

Overall Record: 40-28

### RECORDS AGAINST NCAA OPPONENTS

Opponent	W	L
Anderson	1	0
Averett	1	0
Bridgewater	2	0
Carthage	1	0
Chapman	1	2
Eastern Conn.	2	0
Lakeland	1	0
Marietta	0	2
Mary Washington	0	2
Salisbury	2	0
Thomas More	1	0
Trinity (Conn.)	1	0
Virginia Wesleyan	1	0
York (Pa.)	2	1
<b>Total</b>	<b>16</b>	<b>7</b>

# 2007 IN REVIEW

## 20 WINS AGAIN

The Captains moved back into 20-win territory after a brief dip below with 19 in 2006.

CNU's 24-victory season marked the tenth time in the last 11 years that the team had bettered the 20-win mark.

In fact, over the last 11 seasons the Captains have averaged almost 24 wins each year

## YOUNG GUNS

The Captains' productive season was accomplished with an extremely young team.

Among the nine regular position starters (including DH) there were three freshmen, three sophomores, two juniors and just one senior, catcher Mike Kurbjeweit.

On the pitching staff, among those who threw at least ten innings, were two freshmen, four sophomores, two juniors and also just one senior, Chad Blanchard.

## ALL-USA SOUTH

CNU had six players selected to the all-USA South team at the conclusion of the season.

Junior Kenny Moreland was named to the first team all-conference after a season in which he posted a 9-3 record with a 2.30 ERA. He also had a total of 90 strikeouts in just 97.2 innings.

His younger brother, sophomore Kevin, earned second team all-conference honors with an outstanding season as closer. He had a 1.57 ERA and five saves in 28.2 innings with 20 strikeouts.

Sophomore Trae Bailey was chosen as the second team shortstop. He paced CNU with a .323 batting average and 37 RBIs.

On the honorable mention squad were first

baseman Ryan McDougal, a junior who hit .291 with 23 RBIs, freshman Parker Neal, the DH, who was second on the club with a .315 batting average, and sophomore Mike Giarrizzi, a .315-hitting centerfielder who also showed promise on the mound with a 2.45 ERA and 29 strikeouts in 22 innings.

## ALL-USA SOUTH

Junior pitcher Kenny Moreland continued to corral honors, being named as part of the Virginia Sports Information Directors (VaSID) all-state Division II-III team for the third straight year.

This time he was a first team choice, after earning second team honors in his sophomore year and honorable mention as a freshman.

## NATIONAL STAT RANKINGS

As is usually the case, the Captains had good representation in the final NCAA Division III statistical rankings.

Individually, Kenny Moreland ranked 14th in total strikeouts with 90, as well as being tied for 11th in victories with nine. His 2.30 ERA was 71st.

His brother Kevin, ranked tied for 38th in saves at five.

Freshman Joey Martin was 21st in the nation in walks per game with a 0.83 figure.

As a team, CNU was an impressive 17th in earned run average at 3.10 and 29th in fielding percentage at .962. The pitching staff was also 29th in strikeouts per nine innings with a 7.4 figure.

## GOOD DEFENSE, AS USUAL

CNU placed 29th in the nation in Division

III in fielding percentage with a .962 mark, which equaled the school record set just the previous year.

This was the seventh year in a row that the Captains' mark was at least .956.

## TOP-RANKED WINS

Once again the Captains made a habit of knocking off teams ranked in the top 30 in the nation.

CNU scored a win over a top 30 team for the seventh straight year. In 2007 the Captains' victim was Bridgewater, ranked No. 29 when CNU scored a 4-3 win at Captains Park.

Junior Kenny Moreland hurled a four-hitter, going the distance with 12 strikeouts and no walks. The Captains pounded the Eagles with 11 hits, including two each by Zack Hutchison, Trae Bailey, Ryan McDougal and Parker Neal.

During the last seven years Christopher Newport has posted a 40-28 record in games with teams ranked in the top 30 at the time of the contest. Included in the 40 wins are four versus teams ranked No. 1 in the nation.

## EXCELLENT CONTROL

CNU pitchers continued a trend of excellent control with an outstanding strikeout/walk ratio.

With 287 strikeouts and just 99 walks allowed, the 2.90 mark was one of the best in school history. CNU pitchers had never allowed less than 108 walks previously, until 2005 when the Captains posted their best ratio ever, 303 Ks and just 88 walks. In 2006 CNU allowed only 105 walks and had 266 Ks.

In fact, the CNU pitching staff has had a better than 2.00 strikeout to walk ratio in each of the last seven seasons.

Stacy Whiting



Trae Bailey





# 2007 STATISTICS

Player	AVG	GP	GS	AB	R	H	2B	3B	HR	RBI	TB	SLG%	BB	HBP	SO	GDP	OB%	SF	SH	SB	ATT	PO	A	E	FLD%	
BAILEY, Trae	.323	41	41	161	28	52	15	1	3	37	78	.484	17	2	10	0	.390	2	2	7	9	44	127	15	.919	
NEAL, Parker	.315	32	28	92	9	29	6	1	0	12	37	.402	4	2	13	1	.354	1	3	1	1	5	7	0	1.000	
GIARRIZZI, Mike	.315	35	34	124	20	39	6	0	0	18	45	.363	13	7	15	2	.407	1	1	5	6	82	6	0	1.000	
KURBJEWEIT, Michael	.300	32	30	100	17	30	1	1	2	14	39	.390	10	3	13	0	.377	1	2	0	2	208	16	5	.978	
COLE, Eric	.293	39	39	140	18	41	8	1	2	23	57	.407	5	1	24	1	.315	3	6	5	9	74	3	3	.963	
MCDUGAL, Ryan	.291	41	41	141	25	41	6	3	0	23	53	.376	26	6	17	1	.420	1	1	6	9	361	15	3	.992	
HUTCHISON, Zach	.264	41	41	148	24	39	6	0	0	16	45	.304	17	3	18	3	.347	2	11	13	14	63	91	13	.922	
OWEN, Alex	.262	38	38	122	19	32	6	2	0	19	42	.344	13	5	24	2	.357	0	1	2	4	27	65	12	.885	
MARTIN, Joey	.233	36	35	116	21	27	3	0	0	7	30	.259	30	2	29	1	.396	1	6	13	17	47	1	0	1.000	
Less than 82 at bats																										
GENOVESE, Mark	.317	23	13	60	10	19	8	2	0	10	31	.517	4	0	18	0	.359	0	0	2	2	5	0	1	.833	
FAWLEY, Michael	.276	27	14	58	12	16	5	0	0	4	21	.362	7	1	9	4	.358	1	4	3	4	30	0	1	.968	
NEUMANN, Justin	.237	15	13	38	5	9	0	0	0	4	9	.237	9	3	8	1	.412	1	0	0	0	70	3	2	.973	
CRANE, Danny	.000	4	1	5	3	0	0	0	0	0	0	.000	3	0	2	0	.375	0	0	0	0	4	0	0	1.000	
CREEKMORE, G	.000	3	0	4	1	0	0	0	0	0	0	.000	0	0	0	0	.000	0	0	0	0	0	0	0	.000	
NORRIS, Ryan	.000	3	1	4	1	0	0	0	0	0	0	.000	0	2	3	0	.333	0	0	0	0	9	0	0	1.000	
KERSEY, Shayne	.000	3	0	4	0	0	0	0	0	0	0	.000	0	0	0	1	.000	0	0	0	0	1	0	0	1.000	
NEAL, Matt	.000	2	0	2	0	0	0	0	0	0	0	.000	0	0	1	0	.000	0	0	0	0	1	0	0	1.000	
BLANCHARD, Chad	.000	1	0	0	0	0	0	0	0	0	0	.000	1	0	0	0	1.000	0	0	0	0	1	5	1	.857	
Totals	.284	41	41	1319	213	374	70	11	7	187	487	.369	159	37	204	17	.373	14	37	57	77	1046	412	57	.962	
Opponents	.259	41	41	1344	166	348	71	6	9	143	458	.341	99	43	287	11	.327	14	23	49	60	1028	479	69	.956	

LOB - Team (325), Opp (312). DPs turned - Team (31), Opp (38). CI - Team (1), KURBJEWEIT 1. IBB - Team (2), MCDUGAL, R. 2.  
Picked off - MARTIN, J. 2, BAILEY, T. 2, MCDUGAL, R. 2, HUTCHISON 1, GENOVESE, M. 1, FAWLEY, M. 1, GIARRIZZI, M 1, COLE, E.  
1, KURBJEWEIT 1.

Player	ERA	W	L	APP	GS	CG	SHO	CBO	SV	IP	H	R	ER	BB	SO	2B	3B	HR	AB	B/Avg	WP	HBP	BK	SFA	SHA	
MORELAND, Kenny	2.30	9	3	13	13	3	0	1	0	97.2	95	40	25	18	90	24	3	3	372	.255	6	8	1	1	9	
LEND, Ian	3.32	3	4	12	7	1	1	1	1	57.0	53	27	21	10	35	12	2	2	214	.248	4	5	0	4	6	
Less than 41 innings pitched																										
MORELAND, Kevin	1.57	1	2	20	0	0	0	1	5	28.2	25	6	5	2	20	2	0	0	104	.240	0	1	1	3	0	
BAUMANN, Kyle	2.06	3	1	8	7	0	0	0	0	35.0	33	12	8	8	25	4	0	0	134	.246	4	8	0	0	2	
HANKINS, Josh	2.16	1	0	9	0	0	0	0	0	16.2	16	8	4	6	9	1	0	0	66	.242	1	0	1	2	0	
GIARRIZZI, Mike	2.45	1	1	7	2	0	0	0	0	22.0	19	9	6	6	29	5	0	0	86	.221	1	4	1	0	0	
BRUNER, Cary	2.89	0	0	8	0	0	0	2	1	9.1	13	3	3	0	12	1	1	1	40	.325	0	0	0	0	0	
BERRY, Brandon	3.06	2	1	7	4	0	0	2	0	17.2	22	9	6	6	12	8	0	0	73	.301	0	6	0	1	0	
MORRISON, Bryce	3.65	1	0	5	2	0	0	0	0	12.1	10	9	5	10	11	3	0	1	48	.208	2	2	0	1	0	
O'DONNELL, Ryan	4.32	0	0	6	0	0	0	0	0	8.1	9	5	4	1	2	2	0	0	31	.290	1	0	0	0	3	
PASQUARIELLO, Tony	4.50	1	1	4	0	0	0	0	0	6.0	7	4	3	2	3	0	0	1	25	.280	1	1	0	0	0	
MILLERERILE, Steven	4.70	0	0	7	0	0	0	0	0	7.2	8	4	4	5	9	0	0	1	29	.276	3	1	0	0	1	
BRINKMAN, Josh	6.00	0	1	7	0	0	0	0	0	9.0	6	6	6	6	8	3	0	0	32	.188	3	2	0	1	0	
BLANCHARD, Chad	6.75	2	3	7	5	0	0	1	0	20.0	27	19	15	16	19	6	0	0	81	.333	1	5	0	1	2	
JENKINS, Jason	33.75	0	0	2	1	0	0	0	0	1.1	5	5	5	3	3	0	0	0	9	.556	0	0	0	0	0	
Totals	3.10	24	17	41	41	4	4	3	7	348.2	348	166	120	99	287	71	6	9	1344	.259	27	43	4	14	23	
Opponents	4.23	17	24	41	41	5	1	1	6	342.1	374	213	161	159	203	70	11	7	1318	.284	29	37	1	14	37	

PB - Team (12), KURBJEWEIT 10, NEUMANN, J. 2, Opp (9). Pickoffs - Team (6), MORELAND, Kn 3, BAUMANN, K. 1, MORELAND, Kv 1,  
BLANCHARD, C 1, Opp (12). SBA/ATT - KURBJEWEIT (28-36), NEUMANN, J. (19-22), MORELAND, Kn (9-13), BAUMANN, K. (8-8),  
MORELAND, Kv (7-8), BLANCHARD, C (5-7), LENDA, I. (3-6), GIARRIZZI, M (5-5), PASQUARIELLO (3-4), HANKINS, J. (3-3), MORRISON,  
B. (2-2), MILLERERILE (1-1), BRINKMAN, J. (1-1), BERRY, B. (1-1), NORRIS, R. (1-1).

## MISC. STATS

### Win-loss summary:

Total	24-17	Opp. scores first	6-14
Conference	6-6	After 6 leading	21-0
Non-Conf	18-11	After 6 trailing	1-15
Home	13-9	After 6 tied	2-2
Away	10-7	After 7 leading	16-0
Neutral	1-1	After 7 trailing	1-14
Day	24-17	After 7 tied	0-3
Night	0-0	After 8 leading	16-0
vs Left	8-4	After 8 trailing	0-17
vs Right	16-13	After 8 tied	1-0
1-Run games	4-5	Hit 0 home runs	21-15
2-Run games	4-3	Hit 1 home run	2-2
5+Run games	9-4	Hit 2+ home runs	1-0
Extra inns	1-0	Opponent 0 home runs	20-12
Shutouts	4-1	Opponent 1 home run	4-5
Scoring 0-2 runs	0-8	Opponent 2+ HRs	0-0
Scoring 3-5 runs	9-7	Made 0 errors	9-2
Scoring 6-9 runs	12-2	Made 1 error	9-5
Scoring 10+ runs	3-0	Made 2+ errors	6-10
Opponent 0-2 runs	13-3	Opp. made 0 errors	2-6
Opponent 3-5 runs	9-2	Opp. made 1 error	5-6
Opponent 6-9 runs	2-11	Opp. made 2+ errors	17-5
Opponent 10+ runs	0-1	Out-hit opponent	21-2
Scored in 1st inning	11-2	Out-hit by opponent	2-14
Scores first	18-3	Hits are tied	1-1

### Inning-by-inning summary

	1	2	3	4	5	6	7	8	9	EX	Total
Christopher Newport	22	21	43	37	27	19	17	14	12	1	213
Opponents	18	17	32	13	25	28	10	12	11	0	166

### Record when team scores:

Runs	0	1	2	3	4	5	6	7	8	9	10+
W-L	0-1	0-5	0-2	4-3	2-2	3-2	2-1	4-1	2-0	4-0	3-0

### Record when opponent scores:

Runs	0	1	2	3	4	5	6	7	8	9	10+
W-L	4-0	5-1	4-2	4-0	1-1	4-1	0-5	1-4	1-1	0-1	0-1

### Record when leading after:

Inn.	1	2	3	4	5	6	7	8
W-L	10-1	12-2	18-1	19-3	22-1	21-0	16-0	16-0

### Record when trailing after:

Inn.	1	2	3	4	5	6	7	8
W-L	4-6	4-6	1-12	0-10	0-12	1-15	1-14	0-17

### Record when tied after:

Inn.	1	2	3	4	5	6	7	8
W-L	10-10	8-9	5-4	5-4	2-4	2-2	0-3	1-0



# 2007 CONFERENCE ONLY STATISTICS

Player	AVG	GP	GS	AB	R	H	2B	3B	HR	RBI	TB	SLG%	BB	HBP	SO	GDP	OB%	SF	SH	SB	ATT	PO	A	E	FLD%
NEAL, Parker	.345	10	10	29	3	10	4	0	0	4	14	.483	1	0	4	0	.355	1	3	0	0	0	0	0	.000
KURBJEWIT, Michael	.324	11	10	34	6	11	0	0	1	3	14	.412	4	1	1	0	.410	0	0	0	1	64	9	3	.961
GIARRIZZI, Mike	.289	12	12	45	6	13	2	0	0	3	15	.333	4	1	7	2	.360	0	0	1	1	29	3	0	1.000
MCDUGAL, Ryan	.256	12	12	39	6	10	1	1	0	6	13	.333	6	4	3	1	.400	1	0	1	3	117	3	2	.984
OWEN, Alex	.244	12	12	41	3	10	2	0	0	7	12	.293	2	2	5	2	.311	0	0	0	0	13	19	3	.914
MARTIN, Joey	.234	12	12	47	6	11	2	0	0	2	13	.277	5	2	8	0	.327	1	1	1	3	18	1	0	1.000
COLE, Eric	.217	12	12	46	4	10	2	0	1	6	15	.326	0	0	6	0	.217	0	2	2	2	21	2	0	1.000
BAILEY, Trae	.214	12	12	42	7	9	2	0	2	4	17	.405	7	1	2	0	.340	0	2	1	1	13	37	0	1.000
HUTCHISON, Zach	.200	12	12	40	2	8	0	0	0	1	8	.200	4	0	3	1	.267	1	8	0	0	19	28	5	.904

Less than 14 at bats

FAWLEY, Michael	.333	5	0	3	1	1	0	0	0	0	1	.333	0	1	0	0	.500	0	1	1	1	3	0	0	1.000
NEUMANN, Justin	.231	5	4	13	1	3	0	0	0	0	3	.231	1	3	4	0	.412	0	0	0	0	13	2	0	1.000
GENOVESE, Mark	.000	2	0	2	0	0	0	0	0	0	0	.000	0	0	1	0	.000	0	0	0	0	0	0	0	.000

Totals	.252	12	12	381	45	96	15	1	4	36	125	.328	34	15	44	6	.334	4	17	7	12	315	130	14	.969
Opponents	.268	12	12	399	43	107	20	4	2	37	141	.353	21	10	80	0	.318	4	12	16	22	315	157	22	.955

LOB - Team (91), Opp (89). DPs turned - Team (5), Opp (14). CI - Team (1), KURBJEWIT 1. IBB - Team (1), MCDUGAL, R. 1.

Picked off - BAILEY, T. 2, GIARRIZZI, M 1, FAWLEY, M. 1, MARTIN, J. 1, KURBJEWIT 1.

Player	ERA	W	L	APP	GS	CG	SHO	CBO	SV	IP	H	R	ER	BB	SO	2B	3B	HR	AB	B/Avg	WP	HBP	BK	SFA	SHA
MORELAND, Kenny	2.09	3	3	6	6	2	0	0	0	47.1	50	23	11	10	41	16	2	1	182	.275	2	2	1	1	6
LEND, Ian	2.95	1	2	5	2	0	0	0	1	21.1	18	7	7	4	9	2	1	1	76	.237	3	2	0	1	2
BAUMANN, Kyle	3.18	2	0	4	4	0	0	0	0	17.0	17	7	6	4	12	2	0	0	68	.250	3	5	0	0	2
Less than 12 innings pitched																									
GIARRIZZI, Mike	0.00	0	0	2	0	0	0	0	0	6.0	7	1	0	1	9	0	0	0	25	.280	1	0	0	0	0
HANKINS, Josh	0.00	0	0	1	0	0	0	0	0	1.0	0	0	0	0	1	0	0	0	3	.000	0	0	0	0	0
MORELAND, Kevin	0.93	0	0	7	0	0	0	0	1	9.2	9	1	1	0	5	0	0	0	34	.265	0	0	0	2	0
BRUNER, Cary	9.00	0	0	1	0	0	0	0	0	1.0	2	1	1	0	1	0	1	0	5	.400	0	0	0	0	0
O'DONNELL, Ryan	9.00	0	0	1	0	0	0	0	0	1.0	3	1	1	0	1	0	0	0	4	.750	1	0	0	0	2
BLANCHARD, Chad	13.50	0	1	1	0	0	0	0	0	0.2	1	2	1	2	1	0	0	0	2	.500	0	1	0	0	0
Totals	2.40	6	6	12	12	2	0	0	2	105.0	107	43	28	21	80	20	4	2	399	.268	10	10	1	4	12
Opponents	2.49	6	6	12	12	3	0	0	2	105.0	96	45	29	34	44	15	1	4	381	.252	5	15	0	4	17

PB - Team (6), KURBJEWIT 5, NEUMANN, J. 1, Opp (3). Pickoffs - Team (1), MORELAND, Kn 1, Opp (6). SBA/ATT - KURBJEWIT (9-13), NEUMANN, J. (6-8), MORELAND, Kn (5-7), LENDA, I. (2-5), BAUMANN, K. (4-4), MORELAND, Kv (3-3), GIARRIZZI, M (1-1), BLANCHARD, C (0-1).



Mike Giarrizzi

# FINAL 2007 RECORD: 24-17 (.585)

USA South: 6-6 .500; HOME 13-8 .619, AWAY: 10-7 .588; NEUTRAL 1-2 .333

Game date	Opposing team	Score	r-h-e	r-h-e	Inns	Overall	USA South	Pitcher of record
Feb 3	GUILFORD	W 7-2	7-10-3	2-5-2	9	1-0-0	0-0-0	MORELAND, Kn (W 1-0)
Feb 10	HAMPDEN-SYDNEY	W 6-2	6-8-1	2-7-4	7	2-0-0	0-0-0	MORELAND, Kn (W 2-0)
Feb 10	HAMPDEN-SYDNEY	W 5-1	5-7-1	1-5-1	7	3-0-0	0-0-0	BAUMANN, K. (W 1-0)
Feb 16	EASTERN MENNONITE	W 9-0	9-9-0	0-6-3	7	4-0-0	0-0-0	BERRY, B. (W 1-0)
Feb 16	EASTERN MENNONITE	W 6-0	6-7-0	0-4-1	7	5-0-0	0-0-0	LEND, I. (W 1-0)
Feb 17	ROWAN	4-6 L	4-7-2	6-11-1	9	5-1-0	0-0-0	BAUMANN, K. (L 1-1)
Feb 17	BRIDGEWATER	W 4-3	4-11-2	3-4-2	9	6-1-0	0-0-0	MORELAND, Kn (W 3-0)
Feb 20	SALISBURY	2-5 L	2-5-2	5-9-1	9	6-2-0	0-0-0	BERRY, B. (L 0-1)
Feb 23	SOUTHERN VIRGINIA	W 13-3	13-16-1	3-8-2	7	7-2-0	0-0-0	BLANCHARD, C (W 1-0)
*Feb 24	at Averett	4-6 L	4-5-1	6-9-2	9	7-3-0	0-1-0	MORELAND, Kn (L 3-1)
*Feb 24	at Averett	W 3-1	3-10-0	1-4-1	9	8-3-0	1-1-0	BAUMANN, K. (W 2-1)
*Mar 3	SHENANDOAH	W 9-5	9-12-0	5-11-2	9	9-3-0	2-1-0	MORELAND, Kn (W 4-1)
*Mar 4	SHENANDOAH	W 9-5	9-9-1	5-7-2	9	10-3-0	3-1-0	LEND, I. (W 2-0)
Mar 5	at Hampden-Sydney	W 14-5	14-19-3	5-13-1	9	11-3-0	3-1-0	HANKINS, J. (W 1-0)
Mar 7	at Virginia Wesleyan	W 8-3	8-13-1	3-10-0	9	12-3-0	3-1-0	BLANCHARD, C (W 2-0)
Mar 7	at Piedmont	W 8-7	8-11-2	7-17-0	9	13-3-0	3-1-0	MORELAND, Kn (W 5-1)
Mar 10	at Emory	0-1 L	0-4-1	1-6-0	9	13-4-0	3-1-0	MORELAND, Kv (L 0-1)
Mar 11	CASTLETON ST.	W 7-1	7-11-1	1-4-2	7	14-4-0	3-1-0	MORRISON, B. (W 1-0)
Mar 11	CASTLETON ST.	W 7-5	7-10-1	5-5-2	7	15-4-0	3-1-0	PASQUARIELLO (W 1-0)
Mar 13	RANDOLPH-MACON	1-7 L	1-5-2	7-13-0	9	15-5-0	3-1-0	LEND, I. (L 2-1)
*Mar 17	at Greensboro	W 7-3	7-8-0	3-6-2	9	16-5-0	4-1-0	MORELAND, Kn (W 5-1)
*Mar 18	at Greensboro	W 4-1	4-6-0	1-6-4	9	17-5-0	5-1-0	BAUMANN, K. (W 3-1)
Mar 22	VA WESLEYAN	6-9 L	6-9-2	9-10-0	9	17-6-0	5-1-0	BRINKMAN, J. (L 0-1)
*Mar 24	METHODIST	1-2 L	1-5-2	2-6-0	9	17-7-0	5-2-0	MORELAND, Kn (L 6-2)
*Mar 25	METHODIST	1-4 L	1-9-5	4-13-3	9	17-8-0	5-3-0	BLANCHARD, C (L 2-1)
Mar 28	at Virginia State	W 10-8	10-8-2	8-11-5	9	18-8-0	5-3-0	BERRY, B. (W 0-2)
*Mar 31	FERRUM	W 3-1	3-9-1	1-8-2	9	19-8-0	6-3-0	MORELAND, Kn (W 7-2)
*Apr 1	FERRUM	1-2 L	1-8-3	2-8-2	9	19-9-0	6-4-0	LEND, I. (L 2-2)
Apr 3	at Bridgewater	3-7 L	3-11-1	7-15-0	9	19-10-0	6-4-0	BLANCHARD, C (L 2-2)
Apr 5	PIEDMONT	5-7 L	5-7-4	7-10-1	9	19-11-0	6-4-0	PASQUARIELLO (L 1-1)
*Apr 6	at NC Wesleyan	2-7 L	2-8-1	7-12-1	9	19-12-0	6-5-0	MORELAND, Kn (L 7-3)
*Apr 7	at NC Wesleyan	1-6 L	1-7-0	6-17-1	9	19-13-0	6-6-0	LEND, I. (L 2-3)
#Apr 12	vs Ferrum	7-8 L	7-10-0	8-14-4	9	19-14-0	6-6-0	MORELAND, Kv (L 0-2)
#Apr 13	vs Greensboro	W 5-4	5-7-2	4-5-2	9	20-14-0	6-6-0	MORELAND, Kv (W 1-2)
#Apr 13	vs. N. C. Wesleyan	3-13 L	3-5-4	13-11-0	9	20-15-0	6-6-0	BLANCHARD, C (L 2-3)
Apr 17	at Randolph-Macon	W 9-2	9-9-0	2-7-4	9	21-15-0	6-6-0	GIARRIZZI, M (W 1-0)
Apr 18	at Lynchburg	W 3-2	3-16-0	2-6-1	(10)	22-15-0	6-6-0	MORELAND, Kn (W 8-3)
Apr 23	at Dickinson	W 5-0	5-12-0	0-4-2	9	23-15-0	6-6-0	LEND, I. (W 3-3)
Apr 26	MARY WASHINGTON	W 3-0	3-10-1	0-4-2	9	24-15-0	6-6-0	MORELAND, Kn (W 8-3)
Apr 28	at Salisbury	3-6 L	3-11-3	6-8-3	9	24-16-0	6-6-0	GIARRIZZI, M (L 1-1)
Apr 29	at York (Pa.)	5-6 L	5-10-1	6-9-1	9	24-17-0	6-6-0	LEND, I. (L 3-4)

\*USA South game

#USA South Tournament game

() extra inning game



Eric Cole



Parker Neal

# GAME HIGHS - CATEGORY LEADERS

## TEAM GAME HIGHS

### Batting

At bats:	43	vs Hampden-Sydney (Mar 5, 2007)
Runs scored:	14	vs Hampden-Sydney (Mar 5, 2007)
Hits:	19	vs Hampden-Sydney (Mar 5, 2007)
RBI's:	14	vs Hampden-Sydney (Mar 5, 2007)
Doubles:	5	(4 games)
Triples:	2	vs Hampden-Sydney (Mar 5, 2007)
Home runs:	3	vs Shenandoah Hornets (Mar 3, 2007)
Total bases:	28	vs Hampden-Sydney (Mar 5, 2007)
Walks:	12	vs Hampden-Sydney (Mar 5, 2007)
Strikeouts:	12	vs Salisbury (Feb 20, 2007)
Sac hits:	3	vs Guilford (Feb 3, 2007)
	3	vs Greensboro (Mar 18, 2007)
	3	vs Ferrum (Apr 1, 2007)
Sac flies:	2	vs Shenandoah (Mar 4, 2007)
	2	vs Castleton St. (Mar 11, 2007)
	2	vs Randolph-Macon (Apr 17, 2007)
Stolen bases:	4	(5 games)
Hit by pitch:	3	(5 games)
Caught stealing:	2	(5 games)
Runners LOB:	16	vs Hampden-Sydney (Mar 5, 2007)
Hit into DP:	4	vs Greensboro (Mar 18, 2007)

### Fielding

Putouts:	30	vs Lynchburg (Apr 18, 2007)
Assists:	16	vs Lynchburg (Apr 18, 2007)
Errors:	5	vs Methodist (Mar 25, 2007)
Passed balls:	3	vs Shenandoah (Mar 3, 2007)
DP's turned:	4	vs Lynchburg (Apr 18, 2007)

### Pitching

Innings pitched:	10.0	vs Lynchburg (Apr 18, 2007)
Runs allowed:	13	vs NC Wesleyan (Apr 13, 2007)
Earned runs:	9	vs NC Wesleyan (Apr 13, 2007)
Walks allowed:	8	vs NC Wesleyan (Apr 13, 2007)
Strikeouts:	12	vs Bridgewater (Feb 17, 2007)
Hits allowed:	17	vs Piedmont (Apr 9, 2007)
	17	vs NC Wesleyan (Apr 7, 2007)
Doubles allowed:	7	vs Virginia State (Mar 28, 2007)
Triples allowed:	2	vs NC Wesleyan (Apr 6, 2007)
Homers allowed:	1	(9 games)
Wild pitches:	3	vs Randolph-Macon (Mar 13, 2007)
	3	vs NC Wesleyan (Apr 13, 2007)
Hit batters:	3	(4 games)

## BATTING LEADERS

Hitting minimums - 50% of Games  
2.0 AB/Game

### Batting avg

BAILEY, Trae	.325
GIARRIZZI, Mike	.310
NEAL, Parker	.307
COLE, Eric	.294
MCDUGAL, Ryan	.293

### Slugging pct

BAILEY, Trae	.497
COLE, Eric	.412
NEAL, Parker	.398
KURBJEWIT, Michael	.387
MCDUGAL, Ryan	.383

### On base pct

MCDUGAL, Ryan	.428
GIARRIZZI, Mike	.409
MARTIN, Joey	.396
BAILEY, Trae	.395
KURBJEWIT, Michael	.368

### Runs scored

BAILEY, Trae	27
MCDUGAL, Ryan	25
HUTCHISON, Zach	24
MARTIN, Joey	21
GIARRIZZI, Mike	19

### Hits

BAILEY, Trae	49
COLE, Eric	40
MCDUGAL, Ryan	39
HUTCHISON, Zach	37
GIARRIZZI, Mike	36

### Runs batted in

BAILEY, Trae	36
MCDUGAL, Ryan	23
COLE, Eric	23
OWEN, Alex	19
GIARRIZZI, Mike	17

### Doubles

BAILEY, Trae	15
COLE, Eric	8
GENOVESE, Mark	8
4 tied at	6

### Triples

MCDUGAL, Ryan	3
OWEN, Alex	2
GENOVESE, Mark	2
4 tied at	1

### Home runs

BAILEY, Trae	3
KURBJEWIT, Michael	2
COLE, Eric	2

### Total bases

BAILEY, Trae	75
COLE, Eric	56
MCDUGAL, Ryan	51
HUTCHISON, Zach	42
GIARRIZZI, Mike	42

### Walks

MARTIN, Joey	30
MCDUGAL, Ryan	26
HUTCHISON, Zach	17
BAILEY, Trae	17
2 tied at	13

## INDIVIDUAL GAME HIGHS

### Batting

At bats:	6	BAILEY, Trae vs Hampden-Sydney (Mar 5, 2007)
Runs scored:	3	(6 games)
Hits:	4	(4 games)
RBI's:	4	(5 games)
Doubles:	2	(8 games)
Triples:	1	(11 games)
Home runs:	1	(7 games)
Total bases:	7	MCDUGAL, Ryan vs Southern Virginia (Feb 23, 2007)
	7	KURBJEWIT, Michael vs Shenandoah (Mar 3, 2007)
Walks:	4	MARTIN, Joey vs Eastern Mennonite (Feb 16, 2007)
Strikeouts:	3	(4 games)
Sac hits:	2	(4 games)
Sac flies:	1	(14 games)
Stolen bases:	2	(10 games)
Hit by pitch:	2	GIARRIZZI, Mike vs Southern Virginia (Feb 23, 2007)
	2	NORRIS, Ryan vs Castleton St. (Mar 11, 2007)
Caught stealing:	1	(20 games)
Runners LOB:	5	OWEN, Alex vs Guilford (Feb 3, 2007)
	5	COLE, Eric vs Shenandoah (Mar 4, 2007)
	5	COLE, Eric vs Ferrum (Mar 31, 2007)

### Fielding

Putouts:	14	MCDUGAL, Ryan vs Shenandoah (Mar 3, 2007)
	14	MCDUGAL, Ryan vs Lynchburg (Apr 18, 2007)
Assists:	6	(6 games)
Errors:	2	(7 games)
Passed balls:	3	KURBJEWIT, Michael vs Shenandoah (Mar 3, 2007)

### Pitching

Innings pitched:	9.0	MORELAND, Kenny vs Bridgewater (Feb 17, 2007)
	9.0	MORELAND, Kenny vs Ferrum (Mar 31, 2007)
	9.0	MORELAND, Kenny vs Lynchburg (Apr 18, 2007)
Runs allowed:	7	BLANCHARD, Chad vs NC Wesleyan (Apr 13, 2007)
Earned runs:	6	MORELAND, Kenny vs Ferrum (Apr 12, 2007)
	6	BLANCHARD, Chad vs NC Wesleyan (Apr 13, 2007)
Walks allowed:	5	MORRISON, Bryce vs Piedmont (Apr 5, 2007)
	5	BLANCHARD, Chad vs NC Wesleyan (Apr 13, 2007)
	5	MORELAND, Kenny vs Lynchburg (Apr 18, 2007)
Strikeouts:	12	MORELAND, Kenny vs Bridgewater (Feb 17, 2007)
Hits allowed:	12	MORELAND, Kenny vs Piedmont (Apr 9, 2007)
	12	LEND, Ian vs NC Wesleyan (Apr 7, 2007)
Doubles allowed:	6	BERRY, Brandon vs Virginia State (Mar 28, 2007)
Triples allowed:	1	(5 games)
Homers allowed:	1	(8 games)

## PITCHING LEADERS

Pitching minimums - 1.0 IP/Game

### Earned run avg

MORELAND, Kenny	2.30
LEND, Ian	2.90

### Opposing bat avg

LEND, Ian	.240
MORELAND, Kenny	.255

### Won-loss pct

MORELAND, Kenny	.750
LEND, Ian	.500

### Wins

MORELAND, Kenny	9
BAUMANN, Kyle	3
LEND, Ian	3
BERRY, Brandon	2
BLANCHARD, Chad	2

### Losses

LEND, Ian	3
BLANCHARD, Chad	3
MORELAND, Kenny	3
MORELAND, Kevin	2
4 tied at	1

### Saves

MORELAND, Kevin	5
BRUNER, Cary	1
LEND, Ian	1

### Innings pitched

MORELAND, Kenny	97.2
LEND, Ian	49.2

### Batters struck out

MORELAND, Kenny	90
LEND, Ian	33
BAUMANN, Kyle	25
GIARRIZZI, Mike	24
2 tied at	19

### Appearances

MORELAND, Kevin	19
MORELAND, Kenny	13
LEND, Ian	11
3 tied at	8

### Games started

MORELAND, Kenny	13
BAUMANN, Kyle	7
LEND, Ian	6
BLANCHARD, Chad	5
BERRY, Brandon	4





# Record Book

## INDIVIDUAL RECORDS

### BATTING

#### GAMES

Season 54 by several  
Career 171 Matt Turner, 2000-03

#### AT BATS

Game 7 done 5 times  
Season 213 T.J. Jones, 2002  
Career 636 Matt Turner, 2000-03

#### RUNS

Game 4 by several  
Season 64 Matt Turner, 2002  
Career 201 Matt Turner, 2000-03

#### HITS

Game 6 Tab Pabst vs. Franklin Pierce, 3/26/91  
Season 77 Chris Phaup, 2002  
Career 225 Matt Turner, 2000-03

#### SINGLES

Game 5 Mike Houston, Washington & Lee, 3/13/86

Season 67 Jeremy Elliott, 2002  
Career 156 Derek Riebel, 1997-2000

#### DOUBLES

Game 4 Tab Pabst vs. Franklin Pierce, 3/26/91

Season 21 Chris Phaup, 2002 & 2003

Career 49 Rob Robinson, 1997-2000

#### TRIPLES

Game 1 by many  
Season 5 Matt Turner, 2003  
Career 10 Matt Turner, 2000-03

#### HOME RUNS

Inning 2 Greg Mears vs. Randolph-Macon, 3/27/91  
2 Jeff Eicher vs. Ferrum, 4/16/2001

Game 3 Derek Riebel vs. Bluefield, 2/21/98  
3 Jeff Eicher vs. Shenandoah, 3/12/00

3 Matt Turner vs. Shenandoah, 4/3/02

3 John Corbin vs. Guilford, 2/11/03

3 Matt Turner vs. Greensboro, 3/23/03

Season 17 Matt Turner, 2002  
Career 51 Matt Turner, 2000-03

#### TOTAL BASES

Game 14 Derek Riebel vs. Bluefield, 2/21/98

Season 144 Matt Turner, 2002  
144 Chris Phaup, 2002

Career 443 Matt Turner, 2000-03

#### RBI's

Game 11 Matt Turner vs. Shenandoah, 4/3/02

Season 68 Matt Turner, 2002  
Career 209 Matt Turner, 2000-03

#### WALKS

Game 5 Chris Rankin, Apprentice, 4/25/88

Season 38 Keith Windle, 2000  
Career 128 Keith Windle, 1998-2001

#### HIT BY PITCH

Game 3 David Lindsay, Apprentice, 4/25/86

3 Keith Windle vs. Chowan  
Season 17 David Lindsay, 1988  
Career 39 David Lindsay, 1987-90

### STRIKEOUTS

Game 4 Ray Rhew, St., Andrews, 4/21/84

Season 47 Adam Larson, 2002  
Career 101 Andy Kozlowski, 1990-93

### STOLEN BASES

Game 6 Brian Gunn, Averett, 4/8/96

Season 54 Jeremy Elliott, 2003  
Career 81 David Mitchell, 1995-98

### BATTING AVERAGE

Season .436 Gary Malarkey, 1990  
Career .386 Chris Phaup, 2002-03

### SLUGGING PCT.

Season .812 Gary Malarkey, 1990  
Career .731 Chris Phaup, 2002-03

### PITCHING

#### APPEARANCES

Season 21 Jason Brown, 2003  
21 John Klycinski, 1999

Career 59 Steve Eudy, 1996-99  
59 Scott Hudgins, 1996-97, 99-00

#### COMPLETE GAMES

Season 10 Mark Parnell, 1988  
Career 21 Mark Parnell, 1984-88

#### INNINGS PITCHED

Game 11 1/3 John Stein, Bridgewater, 3/3/84

Season 123.0 Rob Dye, 2002  
Career 339.2 Mike Cosby, 2002-05

#### WINS

Season 11 Rob Dye, 2002  
Career 25 Mike Cosby 2002-05

#### LOSSES

Season 8 Sam Motley, 1983  
8 Scott Gray, 1992

8 Scott Hudgins, 1996  
Career 21 Scott Hudgins, 1996-97, 99-00

#### WALKS

Game 11 Dennis Parker, Methodist, 4/12/83

Season 58 Chris Molleen, 1985  
Career 127 Will Somerindyke, 1997-2000

### STRIKEOUTS

Game 15 Mike Cosby, Averett, 4/15/2004

Season 126 Rob Dye, 2002  
Career 370 Mike Cosby, 2002-05

### EARNED RUN AVERAGE

Season 1.52 Kenny Moreland, 2005  
Career 2.60 Brandon Haywood, 2002

### SAVES

Season 8 Jason Brown, 2003  
Career 10 Matthew Tignor, 2001-02, 04-05

### FIELDING

#### PUTOUTS

Game 17 Mike Meadows, William & Mary, 3/31/88

17 Scotty George vs. N.C. Wesleyan, 4/10/02

17 John Corbin vs. Chowan, 3/15/03

Season 452 Scotty George, 2002  
Career 1080 Scotty George, 2000-03

### ASSISTS

Game 10 Kevin Roberts, Ferrum, 3/28/86

Season 144 Ted Tignor, 2002  
Career 372 Keith Windle, 1998-2001

### ERRORS

Game 6 Tony Clark, N.C. Wesleyan, 4/21/89

Season 24 Mike Wiechman, 1988  
Career 62 Andrew Gregory, 1996-99

### PASSED BALLS

Game 5 Steve Cooke, Va. Wesleyan, 3/30/82

Season 23 Chris Rankin, 1986  
Career 31 Chris Rankin, 1986

## TEAM RECORDS

### BATTING

#### AT BATS

Inning 16 Marywood, 3/5/96  
Game 55 Methodist, 3/26/06

Season 1857 in 2002

#### RUNS

Inning 15 Marywood, 3/5/96  
Game 28 Maine-Presque Isle, 4/4/95

Season 443 in 2002

#### HITS

Inning 11 Marywood, 3/5/96  
Game 26 vs. Castleton St., 4/1/97

Season 618 in 2002

#### SINGLES

Inning 6 several times  
Game 19 St. Andrews, 4/6/85

19 Salisbury St., 3/19/86  
19 Va. Wesleyan, 3/25/86

Season 433 in 2002

#### DOUBLES

Inning 3 several times  
Game 9 Franklin Pierce, 3/26/91

Season 114 in 2002

#### TRIPLES

Inning 1 several times  
Game 2 Washington & Lee, 5/7/83

2 Apprentice 4/25/85  
2 St. Andrews, 3/26/88

2 Castleton St., 4/1/97  
2 Ferrum, 4/1/06

Season 13 in 1997  
13 in 2002

#### HOME RUNS

Inning 2 several times  
Game 5 vs. Elizabeth City St., 2/22/97

5 vs. Greensboro, 4/16/00  
5 vs. Virginia St., 2/17/02

5 vs. Shenandoah, 4/3/02  
5 vs. Guilford, 2/11/03

Season 58 in 2002

#### RBI's

Game 23 Apprentice, 3/28/91  
Season 412 in 2002

#### TOTAL BASES

Game 45 vs. Shenandoah, 4/3/02  
Season 932 in 2002

#### STOLEN BASES

Game 13 St. Paul's, 3/5/95  
Season 170 in 1996

#### BATTING AVERAGE

Season .351 in 1998

### PITCHING

#### COMPLETE GAMES

Season 25 in 1986

#### RUNS ALLOWED

Inning 11 Va. Commonwealth, 4/26/84

Game 27 Ferrum 4/11/87  
Season 356 in 1988

#### FEWEST RUNS

Season 163 in 1982

#### FEWEST EARNED RUNS

Season 106 in 1982

#### FEWEST HITS

Game 1 Apprentice, 3/28/90  
Season 194 in 1982

#### WALKS

Game 13 several times  
Season 217 in 1994

#### FEWEST WALKS

Season 88 in 2005

#### STRIKEOUTS

Game 16 Maine-Presque Isle, 4/4/95

Season 468 in 2002

#### LOWEST ERA

Season 3.10 in 2007

#### HIGHEST ERA

Season 7.92 in 1988

### FIELDING

#### ERRORS

Game 10 Wisc-River Falls, 3/10/96  
10 Chowan, 4/20/96

Season 141 in 1996

#### FEWEST ERRORS

Season 56 in 2001

#### HIGHEST FIELDING AVE.

Season .962 in 2006 & 2007

#### LOWEST FIELDING AVE.

Season .902 in 1996

#### DOUBLE PLAYS

Season 46 in 2001

## MISCELLANEOUS

Highest W-L Pct. .795 in 2003  
Lowest W-L Pct. .154 in 1984

Games Won 38 in 2002

Fewest Games Won 4 in 1984

Games Lost 26 in 2000

Fewest Games Lost 9 in 2003

Winning Streak 13 in 2002

Losing Streak 21 in 1984-85

Home Games Won 20 in 2002

Fewest Home Games Won 2 in 1984

Road Games Won 13 in 2000

Fewest Road Games Won 0 in 1984

Home Games Lost 14 in 1994

Fewest Home Games Lost 2 in 2003

Road Games Lost 16 in 1989

Fewest Road Games Lost 4 in 2001 & 2003

Margin of Victory 28 vs. Maine-Presque Isle 28-0, 4/4/95

Margin of Defeat 25 vs. Va. Comm. 0-25, 4/24/85

Longest Game 13 vs. Teikyo Post 3/18/99, won 14-13

13 vs. Shenandoah 3/25/05, won 5-4

Records set in 2007 bold

# CAPTAINS PARK



## YEAR BY YEAR AT HOME

Year	Overall Record	Pct.	Conf. Record	Pct.
<b>Deer Park, 1982-93</b>				
1982	6-11	.353	2-2	.500
1983	8-10	.444	1-2	.333
1984	2-10	.167	1-2	.333
1985	8-14	.364	3-3	.500
1986	8-11	.421	0-4	.000
1987	10-7	.588	0-1	.000
1988	4-10	.286	0-6	.000
1989	5-8	.385	3-3	.500
1990	16-6	.727	4-2	.667
1991	17-7	.708	2-1	.667
1992	11-13	.458	2-4	.333
1993	13-5	.722	3-3	.500
<b>Deer Park Totals</b>				
	108-112	.491	21-33	.389

### Trimble Field, 1994

1994	5-15	.250	1-5	.167
<b>Trimble Field Totals</b>				
	5-15	.250	1-5	.167

### Fort Eustis, 1995-96

1995	15-5	.750	2-2	.500
1996	9-14	.391	0-6	.500

### Fort Eustis Totals

	24-19	.558	2-8	.200
--	-------	------	-----	------

### Old Captains Park, 1997-2003

1997	15-7	.682	3-3	.500
1998	14-8	.636	3-3	.500
1999	15-6-1	.705	3-2	.600
2000	16-7	.696	2-4	.333
2001	10-6	.688	6-1	.857
2002	20-6	.769	4-2	.667
2003	18-2	.900	7-1	.875

### Old Captains Park Totals

	108-42-1	.719	28-16	.636
--	----------	------	-------	------

### New Captains Park, 2004-

2004	13-5	.722	6-3	.667
2005	12-9	.571	6-2	.750
2006	12-8	.600	6-3	.667
2007	13-9	.591	3-3	.500

### New Captains Park Totals

	50-31	.617	21-11	.656
--	-------	------	-------	------

### Overall Totals

	295-219-1	.574	73-73	.500
--	-----------	------	-------	------



New Captains Park scoreboard



## DIRECTIONS TO CAPTAINS PARK

### From Chesapeake, Suffolk and Portsmouth

Follow routes to the Monitor-Merrimack Bridge Tunnel (I-664). Cross the tunnel into Newport News and take Exit 5 to 35th Street and Warwick Blvd. (Route 60 West).

After about five miles on Warwick Blvd. (Route 60) turn left on Avenue of the Arts at J. Clyde Morris Blvd. Follow that to a traffic circle. Go 3/4 of the way around the circle. Then make the next right turn onto Moore's Lane. After an S turn the stadium is on the left.

### From Norfolk and Virginia Beach

Take I-64 West across the Hampton Roads Bridge Tunnel.

About 10 miles west of the tunnel take Exit 258B (Route 17 South, J. Clyde Morris Blvd.). Continue on J. Clyde Morris Blvd. to Warwick Blvd. where J. Clyde Morris becomes Avenue of the Arts. Follow that to a traffic circle. Go 3/4 of the way around the circle. Then make the next right turn onto Moore's Lane. After an S turn the stadium is on the left.

### From Richmond and Northern Virginia

Take I-64 East. Exit at Exit 258 A (Route 17 South, J. Clyde Morris Blvd). Continue on J. Clyde Morris Blvd. to Warwick Blvd. where J. Clyde Morris becomes Avenue of the Arts. Follow that to a traffic circle. Go 3/4 of the way around the circle. Then make the next right turn onto Moore's Lane. After an S turn the stadium is on the left.

### From Northwestern Virginia

Travel to I-95 South the head South around Richmond on I-295 until it meets I-64. Then take I 64 East. Exit at Exit 258 A (Route 17 South, J. Clyde Morris Blvd). Continue on J. Clyde Morris Blvd. to Warwick Blvd. where J. Clyde Morris becomes Avenue of the Arts. Follow that to a traffic circle. Go 3/4 of the way around the circle. Then make the next right turn onto Moore's Lane. After an S turn the stadium is on the left.

### From Western Virginia

Depending upon your location travel to I-81 North until it meets I-64 East and then follow I-64 around Richmond (you may elect to take the by-pass I-295 in case of heavy traffic in downtown Richmond. Then take I 64 East. Exit at Exit 258 A (Route 17 South, J. Clyde Morris Blvd). Continue on J. Clyde Morris Blvd. to Warwick Blvd. where J. Clyde Morris becomes Avenue of the Arts. Follow that to a traffic circle. Go 3/4 of the way around the circle. Then make the next right turn onto Moore's Lane. After an S turn the stadium is on the left.

If you are nearer to U.S. 58, take it East until it meets I-664 heading toward the Monitor Merrimack Bridge Tunnel. Cross the tunnel into Newport News and take Exit 5 to 35th Street and Warwick Blvd. (Route 60 West). After about five miles on Warwick Blvd. (Route 60) turn left on Avenue of the Arts at J. Clyde Morris Blvd. Follow that to a traffic circle. Go 3/4 of the way around the circle. Then make the next right turn onto Moore's Lane. After an S turn the stadium is on the left.

## YEAR BY YEAR AT CAPTAINS PARK

Year	Overall Record	Pct.	Conf. Record	Pct.
2004	13-5	.722	6-3	.667
2005	12-9	.571	6-2	.750
2006	12-8	.600	6-3	.667
2007	13-9	.591	3-3	.500
Total	50-31	.617	21-11	.656

## RECORD VS. OPPONENTS AT CAPTAINS PARK

Opponent	Record	Streak	First Met	Last Met	Last CNU Win	Last Opp. Win
Averett	3-0	+3	2005	2005	2005 (4-1)	
Bridgewater (Va.)	1-1	+1	2005	2007	2007 (4-3)	2005 (3-8)
castleton St. (Vt.)	2-0	+2	2007	2007	2007 (7-5)	
Eastern Mennonite (Va.)	2-0	+2	2007	2007	2007 (6-0)	
Ferrum	3-1	-1	2005	2007	2007 (3-1)	2007 (1-2)
Frostburg St. (Md.)	2-0	+2	2005	2005	2005 (3-0)	
Greensboro	1-2	-1	2005	2005	2005 (8-4)	2005 (0-9)
Guilford (N.C.)	1-0	+1	2007	2007	2007 (7-2)	
Hampden-Sydney (Va.)	2-1	+2	2005	2007	2007 (5-1)	2005 (1-11)
Johnson & Wales (RI)	0-1	-1	2005	2005		2005 (10-16)
LaGrange (Ga.)	1-0	+1	2004	2004	2004 (12-9)	
Maine-Presque Isle	2-0	+2	2004	2004	2004 (8-1)	
Mary Washington (Va.)	2-0	+2	2005	2007	2007 (3-0)	
Methodist (N.C.)	2-3	-2	2004	2007	2004 (9-5)	2007 (1-4)
N.C. Wesleyan	3-0	+3	2004	2004	2004 (5-2)	
Piedmont (Ga.)	1-1	-1	2005	2007	2005 (9-2)	2007 (7-5)
Randolph-Macon (Va.)	1-0	+1	2007	2007	2007 (7-1)	
Rowan (N.J.)	1-4	-3	2004	2007	2004 (11-5)	2007 (4-6)
Salisbury (Md.)	1-2	-2	2004	2007	2004 (7-4)	2007 (2-5)
Shenandoah (Va.)	3-2	+3	2004	2007	2007 (9-5)	2004 (9-14)
Southern Virginia	1-0	+1	2007	2007	2007 (13-3)	
Villa Julie (Md.)	1-0	+1	2004	2004	2004 (19-8)	
Virginia St.	1-0	+1	2004	2004	2004 (19-4)	
Virginia Wesleyan	1-2	-1	2004	2007	2005 (5-2)	2007 (6-9)
York (Pa.)	1-1	-1	2005	2005	2005 (5-1)	2005 (4-6)

## RECORD VS. OPPONENTS AT OLD CAPTAINS PARK

Opponent	Record	Streak	First Met	Last Met	Last CNU Win	Last Opp. Win
Allentown (Pa.)	2-1	+2	1997	2000	2000	1997
Anna Maria (Mass.)	1-0	+1	2002	2002	2002	---
Apprentice	7-2	-1	1997	2001	2000	2001
Averett	9-0	+9	1997	2003	2003	2001
Beaver (Pa.)	1-0	+1	2000	2000	2000	---
Bluefield	1-2	+1	1998	2000	2000	1998
Bridgewater	2-0	+2	2000	2002	2002	---
Bryant (R.I.)	0-1	-1	2001	2001	---	2001
Castleton (Vt.) St.	4-0	+4	1997	1998	1998	---
Cazenovia (N.Y.)	1-0	+1	1997	1997	1997	1997
Chowan	5-3-1	+4	1997	2003	2003	1999
Clarion	2-0	+2	2003	2003	2003	---
Colby-Sawyer	2-0	+2	1997	1997	1997	---
Cortland St.	2-0	+2	2003	2003	2003	---
Eastern Mennonite	2-0	+2	2000	2002	2002	---
Edinboro (Pa.)	1-0	+1	2000	2000	2000	---
Elizabeth City St.	3-0	+3	1997	1999	1999	---
Ferrum	3-5	+1	1999	2003	2003	2003
Greensboro	5-2	+6	1997	2003	2003	2001
Hampden-Sydney	5-0	+5	1999	2003	2003	---
Kutztown (Pa.)	3-3	-2	1999	2002	2001	2002
LaRoche (Pa.)	2-0	+2	2002	2002	2002	---
Lock Haven (Pa.)	2-1	+1	1999	2003	2003	2000
Longwood	0-1	-1	2001	2001	---	2001
Loras (Iowa)	2-0	+2	2002	2002	2002	---
Lynchburg	0-1	-1	1998	1998	---	1998
Mary Washington	0-1	-1	2002	2002	---	2002
Marywood (Pa.)	5-0	+5	1997	1998	1998	---
Methodist	2-4	-1	1998	2002	2002	2002
N.C. Wesleyan	3-5	-1	1998	2002	2002	2002
Pittsburgh-Johnstown	2-0	+2	2000	2000	2000	---
Randolph-Macon	2-0	+2	1998	2000	2000	---
Rowan (N.J.)	1-2	-2	2002	2003	2002	2003
St. Augustine's	2-0	+2	2002	2003	2003	---
St. Mary's	1-0	+1	2003	2003	2003	---
St. Paul's	2-0	+2	1997	1999	1999	---
Salisbury	2-4	+1	1997	2002	2002	2001
Shenandoah	5-1	+3	1998	2002	2002	2000
Slippery Rock (Pa.)	1-0	+1	1999	1999	1999	---
Southern Virginia	2-0	+2	2002	2002	2002	---
Teikyo-Post	2-0	+2	1999	1999	1999	---
Virginia State	4-1	+2	2000	2002	2002	2000
Virginia Wesleyan	2-2	+2	1997	2002	2002	1999
York (Pa.)	3-0	+3	1999	2003	2003	---



# SEASON, CAREER HIGHS

## INDIVIDUAL BATTING

### AT BATS

Career	
636	Matt Turner, 2000-03
592	Derek Riebel, 1997-2000
585	John Corbin, 2003-06
569	Keith Windle, 1998-2001
551	David Mitchell, 1995-98
522	Rob Robinson, 1997-2000
484	Dave Lindsay, 1987-1990
476	Elly Bratton, 1991-1994
469	Andrew Gregory, 1996-1999
460	Richie Clark, 1995-1998

### HITS

Career	
225	Matt Turner (171 games), 2000-03
214	Derek Riebel (157 games), 1997-2000
200	Rob Robinson (158 games), 1997-2000
196	David Mitchell (119 games), 1991-1994
191	John Corbin (159 games), 2003-06
169	Keith Windle (159 games), 1998-2001
160	Elly Bratton (135 games), 1991-1994
156	Stephen Hatcher (114 games), 1999-2001
151	Jeremy Elliott (123 games), 2000-03
148	Dave Lindsay (138 games), 1987-90
148	Richie Clark (141 games), 1995-98

### Season

77 Chris Phaup (54 games), 2002
72 Jeremy Elliott (44 games), 2003
71 Matt Turner (54 games), 2002
71 Jeremy Elliott (50 games), 2002
69 Jon Hurd (54 games), 2002
67 Rob Robinson (42 games), 1999
67 Ted Tignor (54 games), 2002
66 T.J. Jones (54 games), 2002
65 Chris Phaup (44 games), 2003
64 Kevin Roberts (41 games), 1986

### DOUBLES

DOUBLES	
Career	
49	Rob Robinson, 1997-2000
45	Matt Turner, 2000-03
42	Chris Phaup, 2002-03
37	Derek Riebel, 1997-2000
36	Stephen Hatcher, 1999-2001
35	Ted Tignor, 2000-2002
31	Richie Clark, 1995-1998
30	David Mitchell, 1991-1994
30	Elly Bratton, 1991-1994

### Season

21 Chris Phaup, 2002
21 Chris Phaup, 2003
20 Hank Morgan, 1998
19 Ted Tignor, 2002
19 Rob Robinson, 1999
16 Richie Clark, 1998
15 Stephen Hatcher, 1999
15 Rob Robinson, 2000
15 Trae Bailey, 2007
14 Matt Turner, 2002

### Home Runs

Home Runs	
Career	
51	Matt Turner (171 games), 2000-03
27	Chris Phaup (98 games), 2002-03
23	Greg Mears (113 games), 1989-93
20	Derek Riebel (157 games), 1997-2000
19	Tab Pabst (73 games), 1990-91
19	Rob Robinson (158 games), 1997-2000
18	Mike Houston (108 games), 1985-87
17	Elly Bratton (135 games), 1991-94
15	Jeff Eicher (74 games), 2000-
13	Gary Malarkey (76 games), 1986-87, 90
13	Stephen Hatcher (114 games), 1999-2001
13	Ricky Medina (119 games), 2003-05

### Season

17 Matt Turner (54 games), 2002
15 Matt Turner (43 games), 2003
14 Chris Phaup (54 games), 2002
13 Chris Phaup (44 games), 2003
12 Tab Pabst (39 games), 1991
11 Mike Houston (41 games), 1986
11 Greg Mears (29 games), 1993
10 Gary Malarkey (29 games), 1990
10 Matt Turner (38 games), 2000
9 Richie Clark (41 games), 1998
9 Matt Turner (36 games), 2001

### RBI's

Career	
209	Matt Turner (171 games), 2000-03
133	Rob Robinson (158 games), 1997-2000
130	Derek Riebel (157 games), 1997-2000
128	Chris Phaup (98 games), 2002-03
118	Stephen Hatcher (114 games), 1999-2001
114	Greg Mears (113 games), 1989-93
112	John Corbin (159 games), 2003-06
98	David Mitchell (155 games), 1995-98
98	Richie Clark (141 games), 1995-98
91	Elly Bratton (135 games), 1991-94

### Season

68 Matt Turner (54 games), 2002
67 Chris Phaup (44 games), 2003
61 Richie Clark (41 games), 1998
61 Chris Phaup (54 games), 2002
59 Matt Turner (43 games), 2003
50 Stephen Hatcher (34 games), 2001
46 Gary Malarkey (29 games), 1990
45 Jon Hurd (54 games), 2002
44 Rob Robinson (42 games), 1999
44 Matt Turner (36 games), 2001

### SLUGGING PCT.

Career (Min. 250 AB)	
.729	Chris Phaup (98 games), 2002-03
.697	Matt Turner (171 games), 2000-03
.605	Rob Robinson (158 games), 1997-20
.578	Greg Mears (113 games), 1989-93
.563	Gary Malarkey (76 games), 1986-87, 90
.541	Mike Houston (108 games), 1985-87
.530	Aaron Smith (93 games), 1993-95
.529	Derek Riebel (157 games), 1997-2000
.523	Elly Bratton (135 games), 1991-94
.519	Stephen Hatcher (114 games), 1999-2001

### Season (Min. 75 AB)

.812 Gary Malarkey (29 games), 1990
.808 Matt Turner (43 games), 2003
.770 Tab Pabst (39 games), 1991
.767 Chris Phaup (44 games), 2003
.739 Greg Mears (29 games), 1993
.709 Matt Turner (54 games), 2002
.707 Eddie Gosman (24 games), 1998
.702 Chris Phaup (54 games), 2002
.688 Rob Robinson (42 games), 1999
.672 Matt Turner (38 games), 2000

### BATTING AVERAGE

BATTING AVERAGE	
Career (Min. 250 AB)	
.388	Chris Phaup (98 games), 2002-03
.383	Rob Robinson (158 games), 1997-2000
.361	Derek Riebel (157 games), 1997-2000
.361	Shawn Martin (99 games), 1984-86
.356	David Mitchell (155 games), 1995-98
.354	Matt Turner (171 games), 2000-03
.347	Stephen Hatcher (114 games), 1999-2001
.346	Gary Malarkey (76 games), 1986-87, 90
.339	Hank Morgan (82 games), 1998-99
.336	Aaron Smith (93 games), 1993-95
.336	Elly Bratton (135 games), 1991-94

### Season (Min. 75 AB)

.436 Gary Malarkey (29 games), 1990
.435 Rob Robinson (42 games), 1999
.434 John Corbin (41 games), 2005
.405 Greg Mears (22 games), 1991
.405 Rob Robinson (38 games), 1998
.403 Derek Riebel (39 games), 1998
.402 Cary Ray (34 games), 1995
.402 Jeremy Elliott (44 games), 2003
.399 Chris Phaup (44 games), 2003
.394 Stephen Hatcher (114 games), 1999-2001

## INDIVIDUAL PITCHING

### VICTORIES

VICTORIES	
Career	
25	Mike Cosby, 2002-05
23	Eben Brower, 2003-06
22	<b>Kenny Moreland, 2005-</b>
19	Rob Dye, 2001-02
18	Scott Hudgins, 1996-97, 99-00
18	Cliff Wester, 1998, 2000-02
17	Will Somerindyke, 1997-2000
16	Tab Pabst, 1990-91
15	Steve Eudy, 1996-99
13	Dave Blowe, 1985-88
13	Dwayne Ray, 1991-9
13	Adam Thrift, 2000-2001
13	Mike Cosby, 2002-05

### Season

11 Rob Dye, 2002
9 Tab Pabst, 1990
9 Cliff Wester, 2002
9 Kenny Moreland, 2007
8 Mike Taylor, 1995
8 Adam Thrift, 2001
8 Rob Dye, 2001
8 Brandon Haywood, 2003
8 Mike Cosby, 2005
7 Tab Pabst, 1991
7 Scott Hudgins, 1997
7 Will Somerindyke, 1998
7 Eben Brower, 2003
7 Cary Bruner, 2003
7 Mike Cosby, 2003

### INNINGS PITCHED

Career
339.2 Mike Cosby, 2002-05
299.0 Scott Hudgins, 1996-97, 99-00
280.0 Eben Brower, 2003-06
267.2 Cliff Wester, 1998, 2000-02
<b>249.2 Kenny Moreland, 2005-</b>
227.0 Rob Dye, 2001-02
215.2 Steve Eudy, 1996-99
212.0 Mark Parnell, 1984, 87-88
195.0 Will Somerindyke, 1997-2000
194.2 Dave Blowe, 1985-88
180.0 Mike Keasey, 1991-93
176.2 Mike Krank, 1985-86

### Season

123.0 Rob Dye, 2002
113.0 Cliff Wester, 2002
104.0 Rob Dye, 2001
103.1 Mike Cosby, 2003
97.2 Kenny Moreland, 2007
94.2 Cliff Wester, 2001
94.2 Scott Hudgins, 1997
93.2 Mike Krank, 1986
88.1 Chris Molleen, 1985
86.2 Kenny Moreland, 2006
84.2 Eben Brower, 2004

84.2 Mike Cosby, 2005

### STRIKEOUTS

Career	
370	Mike Cosby, 2002-05
298	Scott Hudgins, 1996-97, 99-00
262	<b>Kenny Moreland, 2005-</b>
251	Eben Brower, 2003-06
244	Cliff Wester, 1998, 2000-02
200	Steve Eudy, 1996-99
192	Rob Dye, 2001-02
177	Mark Parnell, 1984, 87-88
160	Will Somerindyke, 1997-2000
146	Tab Pabst, 1990-91

### Season

126 Rob Dye, 2002
121 Cliff Wester, 2002
110 Mike Cosby, 2003
100 Scott Hudgins, 1997
95 Mike Cosby, 2004
94 Kenny Moreland, 2006
90 Kenny Moreland, 2007
89 Scott Hudgins, 1999
89 Mike Cosby, 2005
79 Mark Parnell, 1988
79 Tab Pabst, 1990

### COMPLETE GAMES

CAREER	
Career	
21	Mark Parnell, 1984, 1987-1988
19	Mike Cosby, 2002-05
17	Dave Blowe, 1985-1988
13	Mike Krank, 1990
13	Rob Dye, 2001-2002
12	<b>Kenny Moreland, 2005-</b>
11	Cliff Wester, 1998, 2000-2002
11	Eben Brower, 2003-06
10	Scott Hudgins, 1996-1997, 1999
10	Tab Pabst, 1990-1991
9	Mike Wiechman, 1987-1989, 1991

### EARNED RUN AVERAGE

EARNED RUN AVERAGE	
Career (Min. 100 Inn.)	
2.38	Kenny Moreland, 2005-
2.67	Tab Pabst, 1990-91
3.06	Eben Brower, 2003-06
3.18	Cary Bruner, 2003, 2005
3.61	Rob Dye, 2001-02
3.79	Jason Seely, 1998-99
3.84	Mike Cosby, 2002-05
3.88	Jeff Jordan, 1992-95
3.88	Adam Thrift, 2000-2001
3.99	Brandon Haywood, 2002-

### Season (Min. 36 Inn.)

1.52 Kenny Moreland, 2005
1.87 Eben Brower, 2003
2.30 Kenny Moreland, 2007
2.34 Tab Pabst, 1991
2.55 Chad Blanchard, 2006
2.60 Brandon Haywood, 2002
2.66 Keith Parr, 1998
2.84 Jeff Jordan, 1993
2.99 Tab Pabst, 1990
3.00 Dennis Parker, 1982
3.05 Dwayne Ray, 1993
3.05 Cary Bruner, 2003

2007 performances



# SINGLE GAME HIGHS

## Individuals

At Bats	Player	Opponent	Date
8	Hank Morgan	Teikyo Post	3/18/99
7	Derek Riebel	Teikyo Post	3/18/99
7	Rob Robinson	Teikyo Post	3/18/99
7	Ricky St. Peter	Muhlenberg	3/5/92
7	Kevin Burton	Rutgers-Camden	3/22/91

## Runs Scored

5	Keith Windle	Greensboro	4/16/00
5	Matt Turner	Methodist	3/25/00
5	Kevin Burton	Franklin Pierce	3/26/91

## Doubles

5	Tab Pabst	Franklin Pierce	3/26/91
4	Jeremy Elliott	St. Augustines	5/9/03

## Homeruns

3	Matt Turner	Shenandoah	4/3/02
3	Jeff Eicher	Shenandoah	2/12/00
3	Derek Riebel	Bluefield	2/21/98

## Total Bases

14	Derek Riebel	Bluefield	2/21/98
13	Matt Turner	Greensboro	3/23/03
13	John Corbin	Guilford	2/11/03
13	Matt Turner	Shenandoah	4/3/02
13	Tab Pabst	Franklin Pierce	3/26/91
12	Matt Turner	Methodist	4/13/03
12	Jeff Eicher	Shenandoah	2/12/00
11	Eddie Gosman	Shenandoah	3/28/98

## RBI

11	Matt Turner	Shenandoah	4/3/02
9	Matt Turner	Greensboro	3/23/03
8	Matt Turner	Greensboro	4/16/00
7	Kevin Stocks	Guilford	2/11/03
7	John Hurd	York (Pa.)	5/17/02
7	Chris Honeycutt	Averett	4/6/97
7	Lee Kennell	Alma	3/1/05

## Stolen Bases

6	Brian Gunn	Averett	4/6/96
5	Jeremy Elliott	Chapman	5/27/03
5	Chris Martin	Virginia State	3/26/96
4	Ron Frazier	Bridgewater	3/3/84
4	Jeremy Elliott	Greensboro	3/23/03
4	Brian Gunn	Shenandoah	3/23/96
4	Brian Gunn	Frostburg State	2/25/96
4	G.G. Belfield	Hampton-Sydney	3/13/95

## Pitching

Innings	Player	Opponent	Date
13.0	Mike Keasey	Muhlenberg	3/5/92
11.0	Eben Brower	Anderson	5/25/03
10.1	Scott Gray	Bloomsburg	3/6/92
10.0	Eben Brower	Thomas More	5/18/03
10.0	Will Somerindyke	Averett	4/11/98
10.0	Jason Simpson	Eastern Mennonite	4/3/92
10.0	Dwayne Ray	Norfolk State	3/4/92
10.0	Scott Gray	Randolph-Macon	3/31/92
10.0	Mark Parnell	Rhode Island Col.	3/15/88

## Strikeouts

16	Dwayne Ray	Mansfield (Pa.)	3/6/93
14	Scott Gray	Shenandoah	3/6/93
14	Kenny Moreland	Va. Wesleyan	3/15/05
13	Mike Cosby	Methodist	4/17/03
13	Cliff Wester	Greensboro	3/24/02
13	Tab Pabst	Elizabeth City	3/2/90
13	Kenny Moreland	Averett	2/25/06
13	Kenny Moreland	Greensboro	3/18/06

## Team

Hits	Opponent	Date
26	Castleton State	4/01/97
23	Shenandoah	4/3/02
22	Elizabeth City State	2/22/97
21	York (Pa.)	5/17/02
21	Muhlenberg	3/11/95
21	Apprentice	3/28/91
21	Methodist	2/27/05
20	Methodist	4/14/90

## Homeruns

5	Greensboro	4/16/00
5	Elizabeth City State	2/22/97
4	Shenandoah	4/02/99
4	Castleton State	4/1/97
4	Methodist	4/14/90
4	Lock Haven State	3/15/90
4	Muhlenberg	3/8/90

## BASEBALL HISTORY

Year	Record	Pct.	Conf.	Pct.	Place	Coach	Post Season
1982	7-17	.292	3-5	.375	T4th	Howard Wiseman	
1983	9-19	.321	2-6	.250	5th	Howard Wiseman	
1984	4-22	.154	1-7	.125	5th	Howard Wiseman	
1985	11-23	.324	3-5	.375	4th	Howard Wiseman	
1986	17-24	.415	0-8	.000	5th	Howard Wiseman	
1987	17-21	.447	3-5	.375	T3rd	Howard Wiseman	
1988	10-25	.286	2-10	.167	T4th	Howard Wiseman	
1989	6-25	.194	3-9	.250	4th	Howard Wiseman	
1990	20-14	.588	4-5	.444	T3rd	Howard Wiseman	
1991	21-18	.538	2-7	.222	4th	Howard Wiseman	
1992	14-22-1	.392	2-7	.222	4th	Howard Wiseman	
1993	17-14	.548	3-9	.250	T4th	Howard Wiseman	
1994	8-25-1	.250	3-8	.273	5th	Curt Long	
1995	21-16	.568	3-7	.300	5th	Curt Long	
1996	12-27	.308	0-12	.000	7th	Curt Long	
1997	22-19	.537	4-8	.333	6th	Curt Long	
1998	26-15	.634	4-8	.333	6th	Curt Long	
1999	21-20-1	.512	6-5	.545	4th	Curt Long	
2000	26-14	.650	6-6	.500	6th	Curt Long	
2001	25-11	.694	8-4	.667	T1st	John Harvell	NCAA
2002	38-16	.704	10-4	.714	3rd	John Harvell	NCAA World Series - 3rd Place
2003	35-9	.795	9-3	.750	2nd	John Harvell	NCAA World Series - 2nd Place
2004	25-16	.610	14-7	.667	2nd	John Harvell	
2005	25-16	.610	11-8	.579	3rd	John Harvell	
2006	19-20	.487	9-9	.500	5th	John Harvell	
2007	24-17	.585	6-6	.500	5th	John Harvell	
Total	480-487-3	.496	121-178	.405			

## CNU COACHING RECORDS

Coach	Years	Seasons	Overall W-L	Pct.	Conf. W-L	Pct.
Howard Wiseman	1982-93	12	153-244	.385	28-83	.252
Curt Long	1994-00	7	136-136-1	.500	26-54	.325
John Harvell	2001-	8	191-105	.645	67-41	.620

## OPENING DAY GAMES

Year	Score	Winning Pitcher	Losing Pitcher	Site
1982	N.C. Wesleyan 14, CNU 3	Parr	Curtis	Rocky Mount, N.C.
1983	Trenton St. 6, CNU 2	Coffey	Motley	Newport News, Va.
1984	William & Mary 21, CNU 0	Hedley	Parnell	Williamsburg, Va.
1985	William & Mary 11, CNU 2	Cunferi	Molleen	Williamsburg, Va.
1986	CNU 4, Chowan 2	Blowe	Phelps	Murfreesboro, N.C.
1987	VCU 10, CNU 1	Dipoto	Parnell	Norfolk, Va.
1988	CNU 2, Norfolk St. 0	Parnell	Wilkersen	Norfolk, Va.
1989	Mansfield (Pa.) 9, CNU 2	Persing	Weichman	Williamsburg, Va.
1990	CNU 16, Elizabeth City 5	T. Pabst	Gurganus	Newport News, Va.
1991	Norfolk St. 5, CNU 1	Gaddens	T. Pabst	Norfolk, Va.
1992	CNU 11, Norfolk St. 10	Ray	Smith	Norfolk, Va.
1993	William & Mary 5, CNU 1	Sandvig	Keasey	Williamsburg, Va.
1994	William & Mary 9, CNU 2	Pfritznr	Jordan	Williamsburg, Va.
1995	CNU 5, Emmanuel (Ga.) 3	Jordan	Brafford	Newport News, Va.
1996	Chowan 9, CNU 2	Owens	Hudgins	Murfreesboro, N.C.
1997	Chowan 15, CNU 8		Hudgins	Murfreesboro, N.C.
1998	CNU 6, Chowan 2	Seely		Murfreesboro, N.C.
1999	Chowan 11, CNU 1	Reilly	Seely	Murfreesboro, N.C.
2000	CNU 10, E. Mennonite 3	Hudgins	Good	Captains Park
2001	CNU 11, Kutztown 10	Thrift	Mills	Captains Park
2002	Mary Washington 7, CNU 0	Shabman	Dye	Captains Park
2003	CNU 16, Guilford 12	Haywood	Shaffer	Greensboro, N.C.
2004	Piedmont 7, CNU 6 (12)	Johnson	Tignor	Demorest, Ga.
2005	CNU 8, Frostburg St. 1	Cosby	Hollister	Newport News, Va.
2006	CNU 10, Randolph-Macon 3	Moreland	O'Meara	Newport News, Va.
2007	CNU 7, Guilford 2	Moreland	Boone	Newport News, Va.

# YEAR-BY-YEAR TEAM STATS

BATTING & FIELDING																	
Year	Record	G	AB	R	H	2B	3B	HR	RBI	SB	BB	K	PO	A	E	FAVE	BAVE
1982	7-17	24	746	73	155	20	3	2	36	7	74	112	596	206	72	.915	.208
1983	9-19	28	847	126	195	26	2	5	106	11	--	--	575	310	73	.924	.230
1984	4-22	26	785	100	179	19	4	2	86	10	112	115	627	266	70	.927	.228
1985	11-23	34	1108	154	267	37	8	9	131	47	132	186	850	351	112	.915	.241
1986	17-24	41	1322	233	385	57	2	27	214	33	206	150	975	437	105	.931	.291
1987	17-21	38	1212	216	339	50	7	13	194	20	179	200	912	384	114	.919	.280
1988	10-25	35	1081	156	284	38	2	23	134	32	117	236	815	320	113	.909	.263
1989	6-25	31	902	107	218	44	4	4	86	37	98	174	676	264	94	.909	.242
1990	20-14	34	1119	239	337	58	4	31	208	26	171	197	842	362	70	.945	.301
1991	21-18	39	1243	254	336	74	5	32	228	61	165	242	948	366	86	.939	.270
1992	14-22-1	37	1142	181	306	63	6	16	168	65	168	313	923	366	95	.931	.268
1993	17-14	29	925	164	265	51	6	25	146	32	110	176	708	261	78	.926	.286
1994	8-25-1	34	1078	173	285	50	9	17	153	52	136	235	844	339	111	.914	.264
1995	21-16	37	1253	303	397	64	9	18	239	157	169	238	919	339	97	.928	.317
1996	12-27	39	1280	237	365	61	8	8	184	170	152	228	946	346	141	.902	.285
1997	22-19	41	1383	276	394	76	13	34	226	99	206	152	1031	395	68	.954	.285
1998	26-15	41	1438	396	505	99	7	51	355	48	162	222	985	360	90	.937	.351
1999	21-20-1	42	1407	274	441	85	6	23	253	26	145	231	1027	345	87	.940	.313
2000	26-14	40	1346	280	424	99	6	39	254	63	141	232	1010	414	98	.936	.315
2001	25-11	36	1266	244	359	66	6	35	228	33	133	190	942	409	56	.960	.284
2002	38-16	54	1857	443	618	114	13	58	412	83	248	292	1384	512	86	.957	.333
2003	35-9	44	1521	328	467	93	6	49	292	88	175	218	1153	407	72	.956	.307
2004	25-16	41	1342	272	398	75	7	26	241	89	154	233	1000	399	60	.959	.297
2005	25-16	41	1263	215	366	65	5	15	194	51	161	216	978	408	61	.958	.290
2006	19-20	39	1301	189	371	58	4	8	165	77	130	219	1002	388	55	.962	.285
2007	24-17	41	1319	213	374	70	11	7	187	57	159	204	1046	412	58	.962	.284

PITCHING										
Year	Record	IP	CG	SV.	H	R	ER	K	BB	ERA
1982	7-17	194	7	1	189	162	112	112	130	4.73
1983	9-19	213	--	--	269	202	143	82	140	6.04
1984	4-22	206	11	0	263	254	174	117	126	7.60
1985	11-23	283.1	11	1	367	287	178	157	189	5.65
1986	17-24	325	25	0	417	285	209	160	174	5.79
1987	17-21	304	21	0	387	276	166	166	175	4.91
1988	10-25	271.2	19	0	408	356	239	179	183	6.06
1989	6-25	225.1	9	0	308	267	166	105	144	6.63
1990	20-14	281	12	4	331	242	191	178	143	6.12
1991	21-18	316	10	2	382	259	205	224	184	5.84
1992	14-22-1	307.2	13	2	362	276	201	183	181	5.88
1993	17-14	236	9	2	257	190	128	192	123	4.88
1994	8-25-1	281.1	6	3	344	331	229	189	217	7.33
1995	21-16	306.1	10	4	394	285	231	225	162	6.79
1996	12-27	315.1	5	2	362	306	218	236	209	6.22
1997	22-19	343	8	5	360	221	171	293	155	4.49
1998	26-15	328.2	8	5	358	246	179	322	186	4.90
1999	21-20-1	342	4	9	421	297	229	310	161	6.03
2000	26-14	336.2	6	9	350	233	172	277	164	4.60
2001	25-11	314	16	2	299	159	126	246	108	3.61
2002	38-16	461.1	13	4	454	231	184	468	147	3.59
2003	35-9	384.1	8	11	419	220	178	357	153	4.17
2004	25-16	333.1	15	7	326	198	167	281	133	4.51
2005	25-16	326.0	13	8	309	168	124	303	88	3.42
2006	19-20	334.0	7	4	370	188	149	266	105	4.01
2007	24-17	348.2	4	4	348	166	120	287	99	3.10

## Baseball Internet Broadcasts

CNU baseball fans will be able to listen to many games this year world-wide on the Internet.

Captains Sports Live, the new webcast service of CNU sports, will air many Captain games during the 2008 season.

In addition, games will be archived, so you can listen later if you miss the live broadcast.

Just visit the CNU Athletic Web Site at [www.cnu.edu/athletics](http://www.cnu.edu/athletics) and follow the link at the top of the page for a broadcast schedule of CNU baseball games and many other events as well.



## LONGEST HITTING STREAKS

24	Aaron Smith	1994-95
17	Greg Mears	1993
	Cary Ray	1995
	David Mitchell	1997-98
	John Corbin	2005
16	Dave Lindsay	1990
	Stephen Hatcher	2000
15	Kevin Roberts	1986
	Dave Stallard	1986
	Jeremy Elliott	2003
	Eric Cole	2007
14	Mike Houston	1987
	Dave Lindsay	1987-88
	Hank Morgan	1998
	Ted Tignor	2001
13	Greg Mears	1991
	Matt Turner	2001
	Jeremy Elliott	2002
	Ted Tignor	2002
	Matt Turner	2002
	Jayson Basanes	2006
12	Kevin Roberts	1986
	David Mitchell	1996
	Matt Turner	2002
	Brad Melton	2005
11	Shawn Martin	1984
	Shawn Martin	1984
	Mike Giaruzzi	2006
10	Ricky St. Peter	1991
	Elly Bratton	1993
	Elly Bratton	1994
	Stephen Hatcher	2001
	Chris Phaup	2002
	Ted Tignor	2002
	Matt Turner	2003
	Chris Phaup	2003
	Charlie Hardie	2004
	Rob Quinn	2005

## TRIPLE PLAYS

March 24, 1984 vs. Lock Haven St., 7th inning





# MISC. LEADERS

## YEARLY BATTING LEADERS

	Batting Average	Hits	Home Runs	RBIs	Runs	At bats
1982	Kenny Allison .320	Kenny Allison 24	Steve Cooke 1 Wayne Smith 1	Steve Cooke 8	Steve Cooke 11	Mike Loizides 88 Pete Fallon 88 Gil Groat 88 Pete Fallon 104 Mike Loizides 94
1983	Dennis Parker .316	Mike Loizides 30	Dennis Parker 2	Sam Motley 1		
1984	Shawn Martin .385	Shawn Martin 35	Shawn Martin 1 Bert Hodges 1	Shawn Martin 19	Steve Batts 19	Mike Loizides 94
1985	Shawn Martin .368	Shawn Martin 42	Mike Cooke 3	Shawn Martin 20	Shawn Martin 23	Shawn Martin 114
1986	Kevin Roberts .366	Kevin Roberts 64	Mike Houston 11	Mike Houston 42	Kevin Roberts 38	Kevin Roberts 175
1987	Mike Houston .370	Mike Houston 50	Mike Houston 6	Mike Houston 31	Mike Houston 31	Dave Lindsay 141
1988	Mark Parnell .306	Mike Meadows 38	Mark Parnell 6	Mike Meadows 28	Bobby Robinson 29	Mike Meadows 129
1989	Tony Clark .333	Dave Lindsay 28 Kevin Burton 28	Dave Lindsay 2	Mike Conway 16	Dave Lindsay 18	Kevin Burton 108
1990	Gary Malarkey .436	Dave Lindsay 48	Gary Malarkey 10	Gary Malarkey 46	Dave Lindsay 37	Dave Lindsay 131
1991	Greg Mears .405	Tab Pabst 48	Tab Pabst 12	Tab Pabst 41	Kevin Burton 34	Jasen Simpson 135
1992	Ricky St. Peter .319	Greg Mears 40	Greg Mears 6	Greg Mears 32	Ricky St. Peter 27	Greg Mears 132
1993	Elly Bratton .387	Greg Mears 41	Greg Mears 11	Greg Mears 41	Elly Bratton 25	Elly Bratton 111 Greg Mears 111 Elly Bratton 122 Mike Robbins 122
1994	Elly Bratton .361	Elly Bratton 44	Elly Bratton 5	Elly Bratton 25	Elly Bratton 26	Aaron Smith 125 Chris Martin 143
1995	Cary Ray .402	Cary Ray 49	Aaron Smith 6	Aaron Smith 39	Cary Ray 38	
1996	Brian Gunn .340	David Mitchell 45 Chris Martin 45	three with 2	Brian Gunn 28	Brian Gunn 38	
1997	Derek Riebel .343 Andrew Gregory .343	Andrew Gregory 48	Derek Riebel 7	Derek Riebel 30	Andrew Gregory 36	Andrew Gregory 140
1998	Rob Robinson .405	Derek Riebel 62	Richie Clark 9	Richie Clark 61	Keith Windle 46	Hank Morgan 161
1999	Rob Robinson .435	Rob Robinson 67	Derek Riebel 7	Rob Robinson 44	Keith Windle 38	Stephen Hatcher 164
2000	Matt Turner .358	Rob Robinson 54	Matt Turner 10	Matt Turner 38	Matt Turner 45	Rob Robinson 153
2001	Stephen Hatcher .394	Stephen Hatcher 54	Matt Turner 9	Stephen Hatcher 50	Matt Turner 40	T.J. Jones 149
2002	Chris Phaup .376	Chris Phaup 77	Matt Turner 17	Matt Turner 68	Matt Turner 64	T.J. Jones 213
2003	Jeremy Elliott .402	Jeremy Elliott 72	Matt Turner 15	Chris Phaup 67	Jeremy Elliott 60	Jeremy Elliott 179
2004	Jayson Basanes .352	Matt Lewellen 50	Dave Deibler 6	Jayson Basanes 30	Garrett Robinson 44	Matt Lewellen 163
2005	John Corbin .434	Brad Melton 62	John Corbin 6	John Corbin 42	Jason Moody 34	John Corbin 143
2006	Mike Giarrizzi .361	Mike Giarrizzi 52	three with 2	John Corbin 24	Garrett Robinson 30	Rob Quinn 160
2007	Trae Bailey .323	Trae Bailey 52	Trae Bailey 3	Trae Bailey 37	Trae Bailey 28	Trae Bailey 161

## YEARLY PITCHING LEADERS

	Wins	Losses	Innings	ERA	Strikeouts
1982	Dennis Parker 3	Bill Peterson 5 Mark Vogel 5	Mark Vogel 65.1	Dennis Parker 3.00	Bill Peterson 39
1983	Mark Vogel 3	Sam Motley 8	Sam Motley 65.0	John Lackey 4.57	Mark Vogel 24
1984	John Lackey 2 Mark Parnell 2	Mark Parnell 7	Rusty Robinson 55	Mark Parnell 6.29	Mark Parnell 40
1985	Chris Molleen 5 Mike Krank 5	Mike Krank 7	Chris Molleen 88.1	Jeff Cummings 3.95	Chris Molleen 59
1986	Dave Blowe 5	Mike Krank 7 Dave Blowe 7	Mike Krank 93.2	Mike Houston 5.15	Mike Krank 46
1987	Dave Blowe 5 Mark Parnell 5	Mark Parnell 7	Mark Parnell 75.2	Bobby Holland 2.34	Mark Parnell 58
1988	Mark Parnell 4	Bryan Wheeler 7	Mark Parnell 82.0	Mark Parnell 5.05	Mark Parnell 79
1989	Bryan Wheeler 2 Mike Wiechman 2	Mike Wiechman 7	Mike Wiechman 61.0	Bryan Wheeler 4.14	Bryan Wheeler 27
1990	Tab Pabst 9	Dave Lindsay 3 Pat Day 3	Tab Pabst 69.1	Tab Pabst 2.99	Tab Pabst 79
1991	Tab Pabst 7	Mike Wiechman 5	Tab Pabst 65.1	Tab Pabst 2.34	Tab Pabst 67
1992	Mike Keasey 5	Scott Gray 8	Mike Keasey 83.0	Dwayne Ray 3.94	Mike Keasey 46
1993	several 3	several 3	Mike Keasey 43.2	Aaron Mudry 1.91	Dwayne Ray 47
1994	several 2	Jerry Moore 6 Jeff Cordle 6	Jerry Moore 59.2	Jerry Moore 4.68	Jerry Moore 43
1995	Mike Taylor 8	Jerry Moore 6	Mike Taylor 68.2 Jerry Moore 68.2	Mike Taylor 3.80	Mike Taylor 72
1996	Steve Eudy 3	Scott Hudgins 8	Scott Hudgins 63.0	Whitney Craun 4.59	Scott Hudgins 57
1997	Scott Hudgins 7	Scott Hudgins 7	Scott Hudgins 94.2	Steve Eudy 4.06	Scott Hudgins 100
1998	Will Somerindyke 7	Jason Seely 5	Jason Seely 81.2	Keith Parr 2.66	Jason Seely 78
1999	Scott Hudgins 6	Will Somerindyke 6	Scott Hudgins 83.1	Scott Hudgins 4.43	Scott Hudgins 89
2000	Will Somerindyke 6	John Klacynski 5	John Klacynski 59.0	Scott Hudgins 4.03	Scott Hudgins 52
2001	Rob Dye 8	Adam Thrift 4	Rob Dye 104.0	Adam Thrift 3.42	Rob Dye 66
2002	Adam Thrift 8 Rob Dye 11	Rob Dye 5 Cliff Wester 5	Rob Dye 123.0	Brandon Haywood 2.60	Cliff Wester 66 Rob Dye 126
2003	Brandon Haywood 8	Mike Cosby 4	Mike Cosby 103.1	Eben Brower 1.87	Mike Cosby 110
2004	Eben Brower 8	Mike Cosby 8	Eben Brower 80.2	Eben Brower 3.08	Mike Cosby 95
2005	Mike Cosby 8	Eben Brower 6	Mike Cosby 84.2	Kenny Moreland 1.52	Mike Cosby 89
2006	Kenny Moreland 7	three with 4	Kenny Moreland 86.2	Chad Blanchard 2.55	Kenny Moreland 94
2007	Kenny Moreland 9	Ian Lenda 4	Kenny Moreland 97.2	Kenny Moreland 2.30	Kenny Moreland 90

## TOP PITCHING EFFORTS

### No hits

Eben Brower vs. York (Pa.), May 2, 2004, won 2-1

### 1 hit

Tab Pabst vs. Apprentice, 3/28/90, won 8-1

Tab Pabst vs. Apprentice, 4/25/90, won, 2-0

Dwayne Ray vs. Mansfield (Pa.), 3/6/93, won, 1-0

### 2 hits

Benny Elliott vs. William & Mary, 3/31/88, won, 8-1

Steve Norton vs. SUNY-Binghamton, 3/19/89, won, 7-1

Jasen Simpson vs. William & Mary, 4/26/91, won, 4-2

Steve Eudy vs. Bowie St., 3/13/96, won 18-0

Kenny Moreland vs. Alma, 3/1/05, won 15-0

Mike Cosby vs. Mary Washington, 4/21/05, won 2-0

### 3 hits

John Lackey vs. Washington & Lee, 3/4/84, lost 3-4

Mark Parnell vs. Bridgewater, 4/28/84, lost, 6-7

Chris Molleen vs. Norfolk St., 3/19/85 won, 9-4

Dave Blowe vs. Montgomery, 3/7/86, won, 2-1

Benny Elliott vs. Coast Guard, 3/22/86, won, 4-0

Mark Parnell vs. Norfolk St., 3/2/88, won, 2-0

Mike Wiechman vs. Apprentice, 4/25/89, lost, 0-1

Whitney Craun vs. Virginia St., 3.26/96, won, 6-0

### Opponents

### No hits

Combined, Cortland St., 2/18/06, won 5-1

### 1 hit

Bruce Enders, N.C. Wesleyan, 4/10/83, won, 4-0

Dave Fitzgerald, VCU, 4/22/83, won, 2-0

Mike Siciliano, N.C. Wesleyan, 4/23/85, won, 11-0

# CNU's All-Time Best

## RICHIE CLARK

Year	G	AB	R	H	2B	3B	HR	RBI	BB	K	SB	BAVE.
1995	31	114	21	40	4	1	1	17	9	17	2	.351
1996	32	93	17	25	5	0	1	7	19	19	1	.269
1997	37	97	12	22	6	0	0	13	10	16	2	.227
1998	41	156	39	61	16	0	9	61	15	24	1	.391
Career	141	460	89	148	31	1	11	98	53	76	6	.322

## JOHN CORBIN

Year	G	AB	R	H	2B	3B	HR	RBI	BB	K	SB	BAVE.
2003	44	167	19	43	4	0	4	23	16	21	2	.257
2004	40	150	26	42	8	0	2	23	9	22	7	.280
2005	41	143	23	62	13	0	2	42	16	2	5	.434
2006	34	125	20	44	9	0	2	24	14	8	7	.352
Career	159	585	88	191	34	0	10	112	21	55	53	.326

## MIKE COSBY

Year	G	GS	CG	W	L	IP	H	R	ER	BB	K	ERA
2002	13	10	0	6	2	71.0	67	30	25	18	76	3.17
2003	17	16	6	7	4	103.1	65	50	24	24	110	4.35
2004	14	14	7	4	8	80.2	77	48	42	17	95	4.69
2005	12	12	6	8	3	84.2	67	37	28	23	89	2.98
Career	56	52	19	25	17	339.2	329	180	145	82	370	3.84

## JEREMY ELLIOTT

Year	G	AB	R	H	2B	3B	HR	RBI	BB	K	SB	BAVE.
2000	17	17	4	5	0	1	0	3	0	2	5	.294
2001	12	15	1	3	0	0	1	3	0	1	0	.200
2002	50	190	49	71	3	1	0	23	33	18	15	.374
2003	44	179	60	72	12	0	2	22	27	15	54	.402
Career	123	401	114	151	15	2	3	51	60	36	74	.377

## MIKE HOUSTON

Year	G	AB	R	H	2B	3B	HR	RBI	BB	K	SB	BAVE.
1985	29	95	9	30	5	1	1	8	7	18	2	.316
1986	41	140	26	44	7	1	11	42	31	20	1	.314
1987	38	135	31	50	6	0	6	31	29	13	4	.370
Career	108	370	66	124	18	2	18	81	69	51	7	.335

## DAVID LINDSAY

Year	G	AB	R	H	2B	3B	HR	RBI	BB	K	SB	BAVE.
1987	38	141	29	39	7	0	3	21	17	24	0	.277
1988	35	119	20	33	8	0	2	21	12	20	8	.277
1989	31	93	18	28	4	1	2	6	11	20	4	.301
1990	34	131	37	48	7	2	0	23	13	18	8	.366
Career	138	484	104	148	26	3	7	71	53	82	21	.306

## GARY MALARKEY

Year	G	AB	R	H	2B	3B	HR	RBI	BB	K	SB	BAVE.
1986	36	133	26	44	7	0	3	22	17	12	1	.331
1987	11	29	5	3	3	0	0	5	16	2	1	.103
1990	29	101	27	44	8	0	10	46	11	9	0	.436
Career	76	263	58	91	18	0	13	73	44	23	2	.346

## GREG MEARS

Year	G	AB	R	H	2B	3B	HR	RBI	BB	K	SB	BAVE.
1989	26	64	4	13	5	0	1	9	2	19	0	.203
1991	22	84	25	34	6	0	5	32	7	11	4	.405
1992	36	132	20	40	8	1	6	32	12	33	1	.303
1993	29	111	23	41	6	1	11	41	10	17	1	.369
Career	113	391	72	128	25	2	23	114	31	83	6	.327

## SHAWN MARTIN

Year	G	AB	R	H	2B	3B	HR	RBI	BB	K	SB	BAVE.
1984	26	91	10	35	2	2	1	19	13	4	0	.385
1985	32	114	23	42	6	2	1	20	13	7	8	.368
1986	41	144	21	49	5	1	2	32	27	12	9	.340
Career	99	349	54	126	13	5	4	71	53	23	17	.361

## DAVID MITCHELL

Year	G	AB	R	H	2B	3B	HR	RBI	BB	K	SB	BAVE.
1995	36	121	27	30	1	0	1	12	11	24	23	.248
1996	39	135	31	45	9	1	0	26	14	17	26	.333
1997	39	139	24	47	9	3	2	17	9	15	17	.338
1998	41	156	45	59	11	2	8	43	10	17	15	.378
Career	156	551	127	181	30	6	11	98	44	83	81	.328

## TAB PABST - HITTING

Year	G	AB	R	H	2B	3B	HR	RBI	BB	K	SB	BAVE.
1990	34	105	25	38	6	0	7	30	23	17	1	.362
1991	39	122	32	48	10	0	12	41	34	18	2	.393
Career	73	227	57	86	16	0	19	71	57	35	3	.379

## TAB PABST - PITCHING

Year	G	GS	CG	W	L	IP	H	R	ER	BB	K	ERA
1990	14	9	6	9	2	69.1	54	31	23	20	79	2.99
1991	13	8	4	7	4	65.1	56	27	17	20	67	2.34
Career	27	17	10	16	6	134.2	110	58	40	40	146	2.67



Richie Clark



John Corbin



Mike Cosby



Mike Houston



David Lindsay



Gary Malarkey



Greg Mears



Shawn Martin



David Mitchell



Tab Pabst

# CNU's All-Time Best

## MARK PARNELL - HITTING

Year	G	AB	R	H	2B	3B	HR	RBI	BB	K	SB	BAVE.
1984	21	19	1	3	1	0	0	3	3	7	0	.158
1987	25	55	9	14	2	1	2	10	14	11	0	.255
1988	35	108	17	33	1	0	6	15	17	27	3	.306
Career	81	182	27	50	4	1	8	28	35	45	3	.275

## MARK PARNELL - PITCHING

Year	G	GS	GC	W	L	IP	H	R	ER	BB	K	ERA
1984	10	8	5	2	7	54.1	65	56	38	22	40	6.29
1987	13	11	6	5	7	75.2	107	92	51	40	58	6.07
1988	10	10	4	6	8	82.0	102	72	46	37	79	5.05
Career	33	29	21	11	20	212.0	274	220	135	99	177	5.73

## CHRIS PHAUP

Year	G	AB	R	H	2B	3B	HR	RBI	BB	K	SB	BAVE.
2002	54	205	53	77	21	2	14	61	23	29	2	.376
2003	44	163	40	65	21	0	13	67	25	18	3	.399
Career	98	369	93	143	42	2	27	128	48	47	5	.388

## DEREK RIEBEL

Year	G	AB	R	H	2B	3B	HR	RBI	BB	K	SB	BAVE.
1997	38	137	34	47	9	1	7	30	13	12	10	.343
1998	39	154	42	62	12	0	6	34	13	14	2	.403
1999	42	157	35	56	9	0	7	42	17	22	0	.357
2000	38	144	26	49	7	0	0	24	9	17	0	.340
Career	157	592	137	214	37	1	20	130	52	65	12	.361

## ROB ROBINSON

Year	G	AB	R	H	2B	3B	HR	RBI	BB	K	SB	BAVE.
1997	38	99	20	32	6	2	3	21	26	14	10	.323
1998	38	116	38	47	9	1	6	35	15	30	5	.405
1999	42	154	30	67	19	1	6	44	11	17	1	.435
2000	40	153	22	54	15	1	4	33	14	21	4	.353
Career	158	522	110	200	49	5	19	133	66	82	20	.383

## AARON SMITH

Year	G	AB	R	H	2B	3B	HR	RBI	BB	K	SB	BAVE.
1993	23	53	9	15	5	0	3	7	11	10	3	.283
1994	34	105	14	33	7	0	2	14	23	19	1	.314
1995	36	125	35	47	6	2	6	39	26	18	7	.376
Career	113	283	58	95	18	2	11	60	60	47	11	.336

## MATT TURNER

Year	G	AB	R	H	2B	3B	HR	RBI	BB	K	SB	BAVE.
2000	38	134	45	48	10	1	10	38	13	19	14	.358
2001	36	148	40	50	10	0	9	44	13	22	10	.338
2002	54	203	64	71	14	4	17	68	30	38	21	.350
2003	43	151	52	56	11	5	15	59	29	20	12	.371
Career	171	636	201	225	45	10	51	209	85	99	57	.354



Mark Parnell



Derek Riebel



Rob Robinson



Aaron Smith



Ryan McDougal



# ALL-TIME ROSTER

## A-A-A

Adams, Josh 01  
Alhona, Steve 96  
Allison, Kenny 82, 83  
Allred, Ricky 04  
Andress, Mike 87  
Auman, Will 03,04,05,06

## B-B-B

Bailey, Aaron 97,99,00,01  
Bailey, Trae 06,07  
Basanes, Jayson 03,04,05,06  
Bates, Bob 87  
Bates, Chuck 89  
Batts, Steve 83,84,85  
Baumann, Kyle 06,07  
Beach, Adam 98  
Beehner, Greg 83  
Belfield, G.G. 95  
Bender, Billy 95  
Berry, Brandon 06,07  
Bidelman, Mike 83,84  
Bigley, John 04  
Bingler, Travis 00  
Blachford, Pete 00  
Blanchard, Chad 04,05,06,07  
Blowe, Dave 85,86,87,88  
Bourque, Adam 02  
Bowen, Jarratt 94  
Brady, Donnie 92  
Bratton, Elly 91,92,93,94  
Brinkman, Josh 07  
Bruner, Cary 03,05,06,07  
Brower, Eben 03,04,05,06  
Brown, Jake 05  
Brown, Jason 02,03,05  
Brown, Matt 06  
Burton, Kevin 89,90, 91  
Byrum, Curt 93,94  
Byrum, Tony 91

## C-C-C

Cahoon, Chris 05  
Campbell 92  
Carbone, Bryan 99  
Carnohan, Chris 00  
Casey, Tim 85,86  
Cash, Brian 91  
Chapman, Harvey 83  
Chriscoe, Ashley 94  
Church, Geoff 95  
Clark, Ritchie 95,96,97,98  
Clark, Tony 89  
Clements, Brian 82,83  
Coffee, Brian 05  
Cole, Eric 06,07  
Connolly, Paul 99,00,01  
Conway, Mike 89,90, 92  
Collier, Trey 03,04,05,06  
Compton, Alan 04  
Cook, Jamie 95  
Cooke, Mike 85  
Cooke, Steve 82,83  
Corbin, John 03,04,05,06  
Cordle, Jeff 93,94,95,96  
Cosby, Mike 02,03,04,05  
Crane, Danny 07  
Craun, Whitney 96,97  
Creekmore, Garrett 06,07  
Cronk, David 82  
Cummings, Jeff 85  
Curtis, Jimmy 82

## D-D-D

Damian, Jimmy 82,83  
Daughtry, Brad 95  
Davis, Kevin 06  
Day, Pat 90  
Deamer, Kerry 01  
Dekker, Channon 94  
Denette, Gary 96  
Denton, Allen 90  
Dickerson, Ben 02,03  
Diebler, Dave 03,04,05  
Dobbins, Andre 02

Dodson, Dennis 98  
Dobson, Jay 88  
Donahue, Mark 93  
Dye, Rob 01,02

## E-E-E

Eckard, Robert 95  
Eicher, Jeff 00,01,02  
Elliott, Benny 86,87,88,89  
Elliott, Jeremy 00,01,02,03  
Encrapera, Nathan 92,93,94  
Eudy, Steve 96,97,98,99  
Eyler, Jamie 85

## F-F-F

Fallon, Pete 82,83,84  
Farmer, Kurt 89  
Fawley, Michael 05,06,07  
Felder, Chuck 99  
Flanagan, Derek 95,96  
Flowers, Cody 99,00  
Ford, Chuck 96,97,98  
Foy, T.J. 89  
Frazier, Ron 84,85  
Freeman, Dave 88

## G-G-G

Gard, Mike 96,97,98,99  
Gemerek, Josh 95

Genovese, Mark 04,05,06,07  
George, Scotty 00,01,02,03  
Giarrizzi, Mike 06,07  
Gillespie, Keith 93,94  
Gildewell, Chris 99,00,01,02  
Gogan, Ryan 03  
Gosman, Eddie 97,98,99  
Gray, Scott 92,93  
Gregory, Barry 91  
Green, Heath 91  
Gregory, Andrew 96,97,98,99  
Griffith, Scott 96,97,98  
Groat, Gil 82,83  
Gross, Billy 90  
Groves, Mark 83  
Gunn, Brian 95,96,97

## H-H-H

Hall, Greg 89,90, 91, 92  
Halsey, Bryan 91  
Ham, Nick 03,04  
Hankins, Josh 05,06,07  
Hardaway, Trey 98  
Hardie, Charlie 02,03,04,05  
Hare, Kevin 85,86  
Harney, Marty 95  
Hart, Don 97  
Harvell, John 89,90, 91  
Hasty, Brad 89  
Hatcher, Stephen 99,00,01

Haywood, Brandon 02,03,04  
Haywood, Sam 87  
Head, Barry 90  
Healey, Jason 97  
Hester, Jerick 94  
Hines, Mike 83  
Hodges, Burt 84  
Holden, Warren 88,89  
Holland, Bobby 87,88,89  
Holland, Tommy 89  
Hollandsworth, Jeff 91  
Honeycutt, Chris 93,94,95, 96,97  
Houston, Mike 85,86,87  
Howlett, Ben 01  
Hudgins, Scott 96,97,99  
Hugate, Chris 94  
Hughes, Jason 96,97  
Hurd, Jon 01,02  
Hutchison, Zach 07

## J-J-J

Jaggers, Aaron 03  
Jarvis, Ben 02,03  
Jefferson, Kevin 93  
Jenkins, Gabe 89  
Jenkins, Jason 07  
John, Eric 97,98,99  
Johnston, Mike 98,99,00  
Jones, Ronnie 95,96

Jones, T.J. 01,02  
Jones, Tony 92  
Jordan, Jeff 92,93,94,95

## K-K-K

Keasey, Mike 91, 92,93  
Kelly, Scott 90,91,92,93,94  
Kennell, Lee 03,04,05  
Kersey, Shayne 07  
King, Leo 85  
Kirby, Brad 01  
Kiser, Mark 84  
Klaczynski, John 98,99,00  
Knight, Chris 94  
Kolb, David 99  
Krank, Mike 90  
Kozlowicz, Andy 90, 91, 92,93  
Krisik, Jay 88  
Krisik, Tim 87  
Kurbjweit, Michael 04,05,06,07

## L-L-L

Lackey, John 82,83,84  
Larson, Adam 00,01,02  
Lenda, Ian 07  
Lewellen, Matt 03,04  
Lewin, Joe 03,04

Lienard, Nate 98,99  
Lilliston, Scott 96  
Lindsay, Dave 87,88,89,90  
Lindsay, Lindsay 88  
Lineberry, Cole 03,04  
Loizides, Mike 82,83,84  
Lollar, Brett 89

## M-M-M

Malarkey, Gary 86,87,90  
Marr, Jimmy 06  
Martin, Chris 95,96  
Martin, Joey 07  
Martin, John 93  
Martin, Shawn 84,85,86  
May, Steve 94  
Maynor, Scott 91  
McDougal, Ryan 06,07  
McKinney, Bobby 85,86  
McMorris, Ritchie 94  
Meadows, Mike 88,89  
Mears, Greg 89, 91,92,93  
Medina, Ricky 03,04,05  
Meltan, Brad 05,06  
Miles, Sanchez 95  
Millererle, Steve 07  
Mingee, Steve 03,04,05,06  
Mintz, Johnny 87  
Mitchell, David 95,96,97,98  
Molleen, Chris 85



Alex Owen

# All-Time Roster

Moody, Jason 02,03,04,05  
Moore, Jerry 94,95  
Moreland, Kenny 05,06,07  
Moreland, Kevin 06,07  
Morgan, Daniel 98  
Morgan, Hank 98,99  
Morrison, Bryce 07  
Motley, Sam 83  
Mudry, Aaron 93

## N-N-N

Neal, Matt 06,07  
Neal, Parker 07  
Neumann, Justin 07  
Nichols, Charles 93  
Norris, Ryan 06,07  
Norton, Steve 89

## O-O-O

O'Donnell, Ryan 06,07  
Olsavicky, Jeff 90, 91, 92,93  
Oliphant, Tony 90, 91, 92  
O'Neal, Wes 85  
Owen, Alex 06,07

## P-P-P

Pabst, Steve 90  
Pabst, Tab 90, 91  
Raleigh Page 92,93,94

Parker, Dennis 82,83  
Parnell, Keith 82,83  
Parnell, Mark 84,87,88  
Parr, Keith 95,96,97  
Pasquaruello, Tony 07  
Patrick, Warren 85  
Pearce, Dave 87  
Petch, John 05  
Peterson, Bill 82  
Phaup, Chris 02,03  
Pickford, Shawn 93  
Pierce, Randy 91  
Piland, Tim 98

## Q-Q-Q

Quinn, Rob 03,04,05,06

## R-R-R

Randall, Chris 92  
Raney, Billy 88  
Rankin, Chris 85,86,87  
Ray, Cary 93,95  
Ray, Dwayne 91, 92,93  
Reed, Billy 86  
Rhew, Ray 84,85  
Riebel, Derek 97,98,99,00  
Riker, Jason 02,03  
Rivera, Luis 95  
Robbins, Mike 92,93,94

Roberts, Jeff 93,94  
Roberts, Kevin 86  
Robinson, Bobby 87,88,89,90  
Robinson, Garrett 03,04,05,06  
Robinson, Rob 97,98,99,00  
Robinson, Rusty 84

## S-S-S

St. Peter, Ricky 90, 91, 92  
Scanlon, Gary 85  
Schabacker, Leon 04  
Scott, Paul 84,85,86  
Seay, Thomas 98,99  
Seely, Jason 98,99  
Sgroi, Nick 97  
Shanahan, Sean 04  
Sharp, Jamie 96,97  
Simpson, Jason 91, 92  
Smith, Aaron 93,94,95  
Smith, Gary 83  
Smith, Kurt 01  
Smith, Les 95  
Smith, Wayne 82  
Somerindyke, Will 97,98,99,00  
Sparks, Brandon 98  
Spielberger, Joel 84

Stallard, Dave 85,86  
Stanley, P.J. 95  
Starcher, Shaun 89,90  
Stein, John 84  
Stocks, Kevin 00,01,02,03  
Sustare, Tony 82  
Swisher, Paul 87

## T-T-T

Taylor, Mike 95  
Tew, Robby 99  
Thiel, Stewart 96  
Throckmorton, Chris 89  
Thomas, Brad 93,94  
Thomas, Mike 01  
Thomasson, Chris 95  
Thornton, Carlos 96,97,98  
Thrift, Adam 00  
Tignor, Matthew 01,02,04,05  
Tignor, Ted 00,01,02  
Todd, Shaun 97  
Tonelson, Matt 98,99,00,01  
Turner, Jason 99  
Turner, Matt 00,01,02,03

## V-V-V

Vazquez, Alex 96,97  
Vincent, Brad 88,89

Vincenzen, Tony 05  
Vogelin, Mark 82,83

## W-W-W


Wade, Chuck 00,01,02  
Wade, Eric 94  
Walsh, James 97  
Ward, Kris 96  
Waterman, Joe 02,03  
Wayman, Brett 02  
West, Hunter 06  
Wester, Cliff 98,00,01,02  
Wheeler, Bryan 87,88,89  
Wiechman, Mike 87,88,89,91  
Willoughby, Josh 04  
Windle, Keith 98,99,00,01  
Wyatt, Eddie 95  
Wyatt, Justin 90

## Y-Y-Y

Yachechko, Chris 97

## Z-Z-Z

Zuger, Sim 01



Zack Hutchison



Joey Martin

# HONORS

## ALL-AMERICA

1990 Tab Pabst (P), 2nd team  
Gary Malarkey (1B), 3rd team  
2002 Matt Turner (Util), 2nd team  
2003 Matt Turner (OF), 1st team  
Jeremy Elliott (OF), 1st team  
Chris Phaup (3B), 3rd team

## ALL-DIVISION III WORLD SERIES

2002 Chris Phaup (3B)  
2003 Scotty George (C)  
Eben Brower (P)

## ALL-SOUTH

1990 Tab Pabst (P)  
Gary Malarkey (1B)  
1994 Elly Bratten (SS) Hon. Men.  
1999 Rob Robinson (OF)  
2002 Matt Turner (OF)  
2002 Chris Phaup (3B)  
2003 Matt Turner (OF)  
Chris Phaup (3B)  
Jeremy Elliott (OF)  
Mike Cosby (P) Hon. Men.

## ALL-REGIONAL TOURNAMENT

2002 Jon Hurd (1B) (MVP)  
Ted Tignor (SS)  
Scotty George (C)  
Jeremy Elliott (DH)  
Rob Dye (P)  
Cliff Wester (P)  
2003 Eben Brower (P) (MVP)  
Cary Bruner (P)  
Chris Phaup (3B)  
Matt Turner (OF)

## ALL-CONFERENCE

Year	First Team	Second Team	Hon.. Mention
1983	Steve Cooke (C)	Kenny Allison (OF)	
1984	Mike Loizides (3B)		
	Mike Loizides (OF)	Pete Fallon (1B)	
		Shawn Martin (SS)	
1985	Shawn Martin (OF)	Joel Spielberger (OF)	
	Chris Molleen (P)	Mark Parnell (P)	
1986		Chris Rankin (C)	
		Billy Reed (2B)	
		Kevin Roberts (SS)	
		Mike Houston (OF)	
1987		Shawn Martin (OF)	
		Mike Houston (C)	
		David Lindsay (2B)	
1988		Mark Parnell (P)	
		Mike Meadows (1B)	

## 2003 Baseball All-Americans



CNU coach John Harvell, left, poses with his three 2003 All-Americans who were announced prior to the Division III World Series. They are, left to right, Chris Phaup, Jeremy Elliott and Matt Turner.

1989 Tab Pabst (P)  
1990 Gary Malarkey (1B)  
1991 Tab Pabst (DH)  
1992 Greg Mears (1B)  
Elly Bratton (2B)  
Chris Randall (DH)  
Elly Bratton (3B)  
Elly Bratton (SS)  
Cary Ray (1B)

David Lindsay (3B)  
David Lindsay (SS)  
Bobby Robinson (2B)  
Ricky St. Peter (OF)

1993 Elly Bratton (3B)  
1994 Elly Bratton (SS)  
1995 Cary Ray (1B)  
1996 Eddie Gosman (DH)  
1998

Greg Mears (1B)

Mike Taylor (DH)  
Brian Gunn (OF)  
Richie Clark (C)  
David Mitchell (OF)  
Stephen Hatcher (C)

1999 Rob Robinson (OF)  
Derek Riebel (1B)  
Keith Windle (2B)  
2000 Rob Robinson (OF)  
2001 Matt Turner (3B)  
Stephen Hatcher (C)  
Rob Dye\* (P)

Ted Tignor (SS)  
T.J. Jones (OF)

2002 Jeremy Elliott (DH)  
Matt Turner (OF)

Jon Hurd (1B)  
Adam Larson (2B)  
Chris Phaup (3B)  
Ted Tignor (SS)  
Cliff Wester (P)  
Ricky Medina (2B)  
Mike Cosby (P)

2003 Chris Phaup (3B)  
Jeremy Elliott (OF)  
Matt Turner (OF)

Matt Lewellen (SS)  
Jason Moody (OF)  
Eben Brower (P)  
Kenny Moreland (P)

2005 John Corbin (1B)  
Ricky Medina (2B)  
Brad Melton (DH)  
2006 Kenny Moreland (P)

Ryan McDougal (Util)

2007 Kenny Moreland (P)

Trae Bailey (SS)  
Kevin Moreland (RP)

Mike Cosby (P)  
Jason Moody (OF)  
Rob Quinn (SS)  
John Corbin (1B)  
Trae Bailey (SS)  
Mike Giaruzzi (OF)  
Ryan McDougal (1B)  
Parker Neal (DH)  
Mike Giaruzzi (OF)

## CONFERENCE PLAYER OF THE YEAR

Year  
2001 Rob Dye  
2003 Matt Turner

## CONFERENCE ROOKIE OF THE YEAR

Year  
2006 Mike Giaruzzi

## CONFERENCE ROOKIE PITCHER OF THE YEAR

Year  
2005 Kenny Moreland

## CONFERENCE COACH OF THE YEAR

Year  
1990 Howard Wiseman  
2001 John Harvell

## ALL-CONFERENCE TOURNAMENT

Year  
1995 Cary Ray (P)  
1996 Chris Martin (1B)  
Richie Clark (C)  
1997 Rob Robinson (OF)  
1999 Derek Riebel (OF)  
2000 Rob Robinson (OF)  
2001 Keith Windle (IF)  
Matt Turner (IF)  
Stephen Hatcher (C)  
Rob Dye (P)  
2002 Jon Hurd (IF)  
T.J. Jones (OF)  
Cliff Wester (P)  
2003 John Corbin (IF)  
Chris Phaup (IF)  
Jayson Basanes (DH)  
Cary Bruner (P)  
2004 Jayson Basanes (DH)  
Garrett Robinson (OF)  
2005 Rob Quinn (SS)  
Jason Moody (OF)  
Mike Cosby (P)  
2006 Trae Bailey (SS)

## ALL-CONFERENCE TOURNAMENT MVP

Year  
2001 Stephen Hatcher

## ALL-VIRGINIA DIVISION II-III

Year  
1987 Mike Houston (First team C)  
1990 Gary Malarkey (First team 1B)  
1991 Tab Pabst (First team DH)



- 1995 Aaron Smith (Honorable Mention)  
Mike Taylor (Honorable Mention)
- 1996 Brian Gunn (Honorable Mention)
- 1998 Eddie Gosman (Honorable Mention DH)  
Richie Clark (Honorable Mention C)  
David Mitchell (Honorable Mention OF)
- 1999 Rob Robinson (First team OF)  
Derek Riebel (First team DH)  
Stephen Hatcher (Honorable Mention C)  
Scott Hudgins (Honorable Mention P)
- 2000 Rob Robinson (First team OF)  
Derek Riebel (Honorable Mention OF)  
Keith Windle (Honorable Mention 2B)
- 2001 Rob Dye (First team P)  
Stephen Hatcher (First team C)  
Matt Turner (First team 3B)  
T.J. Jones (Honorable Mention OF)  
Ted Tignor (Honorable Mention SS)
- 2002 Rob Dye (First team P)  
Jeremy Elliott (First team DH)  
Chris Phaup (First team 3B)  
Ted Tignor (First team SS)  
Matt Turner (First team OF)  
Adam Larson (Honorable Mention 2B)  
Jon Hurd (Honorable Mention 1B)  
Cliff Wester (Honorable Mention P)
- 2003 Chris Phaup (First team 3B)  
Matt Turner (First team OF)  
Jeremy Elliott (First team 2B)  
Matt Lewellen (Honorable Mention SS)
- 2004 Eben Brower (Honorable Mention P)  
Jason Moody (Honorable Mention OF)  
Garrett Robinson (Honorable Mention OF)
- 2005 Mike Cosby (First team P)  
John Corbin (Honorable Mention 1B)  
Ricky Medina (Honorable Mention 2B)  
Brad Melton (Honorable Mention DH)  
Jason Moody (Honorable Mention OF)  
Kenny Moreland (Honorable Mention P)
- 2006 Kenny Moreland (Second team P)  
Trae Bailey (Second team SS)  
Mike Giarrizzi (Second team OF)
- 2007 Kenny Moreland (P)

### ALL-VIRGINIA DIVISION II-III PLAYER OF THE YEAR

Year  
2002 Matt Turner  
2003 Matt Turner

### ALL-VIRGINIA DIVISION II-III COACH OF THE YEAR

Year  
2001 John Harvell  
2002 John Harvell



Matt Turner



Chris Phaup

## ALL-TIME SCORES



1982 (7-17)

Coach: Howard Wiseman

N.C. Wesleyan*	3/7 A/L	3	14
William & Mary	3/19/A/L	2	5
Virginia Common.	3/25/H/L	3	6
Brandeis	3/27/H/L	3	6
Brandeis	3/27/H/L	0	7
Va. Wesleyan*	3/30/H/W	7	4
Eisenhower	3/31/H/L	2	10
Eisenhower	3/31/H/W16	4	5
Upsala	4/1 H/L	1	10
Methodist*	4/10/H/L	0	12
Houghton	4/10/H/W	5	3
Fredonia St.	4/12/H/L	1	9
N.C. Wesleyan*	4/16/H/L	2	16
Bridgewater	4/18/H/L	1	3
Bridgewater	4/18/H/L	2	3
Va. Wesleyan*	4/20/A/L	4	13
St. Andrews*	4/23/A/W	4	1
Methodist*	4/24/A/L	0	8
Wilmington	4/30/A/L	0	8
Wilmington	4/30/A/L	2	3
St. Andrews*	5/1 H/W	5	1
Salisbury St.	5/2 H/W	6	4
Washington & Lee	5/8 H/L	5	11
Washington & Lee	5/8 H/W	1	0

1983 (10-19)

Coach: Howard Wiseman

Trenton St.	3/12/H/L	2	6
Bridgewater	3/16/H/L	3	18
Coast Guard	3/17/H/W	3	0
Allegheny	3/22/H/W	6	2
Bridgewater	3/23/H/W	10	3
William & Mary	3/25/A/L	0	13
Frostburg	3/26/H/W	6	3
Frostburg	3/26/H/L	2	7
Brandeis	3/27/H/L	1	5
Brandeis	3/27/H/L	6	8
Va. Wesleyan	3/29/H/L	2	12
Wilmington	4/2 H/W12	11	
Wilmington	4/2 H/L	1	9
St. Andrews*	A/L	2	4
N.C. Wesleyan*	4/10/A/L	0	4
Methodist*	A/W	9	6
William & Mary	4/13/H/W14	13	
Methodist*	4/15/H/W12	3	
St. Andrews*	4/16/H/L	8	9
Bluefield	4/21/H/L	4	7
Bluefield	4/21/H/W	7	3
Virginia Common.	4/22/A/L	0	2
Virginia Common.	4/22/A/L	0	4
Bridgewater	4/23/A/L	3	4
Va. Wesleyan*	A/L	7	11
Salisbury St.	5/1 A/L	5	10
N.C. Wesleyan*	H/L	1	11
Washington & Lee	5/7 A/L	0	14
Washington & Lee	5/7 A/W10	6	

1984 (4-22)

Coach: Howard Wiseman

William & Mary	3/1 A/L	0	21
Bridgewater	3/3 N/W	5	4
Washington & Lee	3/4 N/L	1	2
Washington & Lee	3/4 N/W	6	5
Norfolk St.	3/5 A/L	4	12
Trenton St.	3/18/H/L	2	3
Trenton St.	3/18/H/L	6	7
Norfolk St.	3/19/H/L	3	7
Duke	3/23/A/L	1	9
Duke	3/23/A/L	1	9
Lock Haven St.	3/24/H/L	6	11
Lock Haven St.	3/24/H/W	7	3
Va. Wesleyan*	3/27/H/W10	3	
N.C. Wesleyan*	4/1 A/L	0	16
St. Andrews*	4/6 H/L	0	5
Methodist*	4/7 H/L	2	14
Virginia Common.	4/10/H/L	5	15
William & Mary	4/11/H/L	0	9

Va. Wesleyan*	4/17/A/L	4	8
Methodist*	4/20/A/L	1	4
St. Andrews*	4/21/A/L	9	18
N.C. Wesleyan*	4/25/H/L	4	12
Virginia Common.	A/L	3	16
Bridgewater	4/28/A/L	4	5
Bridgewater	4/28/A/L	6	7
Richmond	4/30/H/L	8	16

1985 (11-23)

Coach: Howard Wiseman

William & Mary	3/1 H/L	2	11
Virginia Common.	3/2 A/L	3	17
Norfolk St.	3/5 A/L	5	10
Richmond	3/6 A/L	3	11
Salisbury St.	3/8 H/L	2	3
Washington & Lee	3/9 A/L	5	6
Washington & Lee	3/9 A/L	3	10
William & Mary	3/13/A/L	4	9
Bridgewater	3/16/H/W	6	5
Rutgers-Camden	3/17/H/L	9	11
Rutgers-Camden	3/17/H/L	4	5
Trenton St.	3/18/H/W	5	3
Trenton St.	3/18/H/L	5	7
Norfolk St.	3/19/H/W	9	4
Bridgewater (MA)	3/20/H/L	8	18
Va. Wesleyan*	3/26/A/L	0	10
Oswego	3/30/H/L	0	8
Apprentice	4/2 H/L	4	12
Franklin Pierce	4/3 H/L	9	16
St. Joseph's (Me.)	4/4 H/W	9	1
Methodist*	4/5 H/L	2	11
St. Andrews*	4/6 H/W19	4	
N.C. Wesleyan*	4/9 H/W	3	1
Duke	4/12/H/W	6	5
Va. Wesleyan*	4/16/H/L	2	11
St. Andrews*	4/19/H/W	5	4
Methodist*	4/20/H/L	2	12
Apprentice	4/21/A/L	5	6
Apprentice	4/22/H/L	5	13
N.C. Wesleyan*	4/23/A/L	0	11
Virginia Common.	4/24/H/L	0	25
Apprentice	4/25/A/W	3	2
Bridgewater	4/27/A/W	6	5
Bridgewater	4/27/A/W	1	0

1986 (17-24)

Coach: Howard Wiseman

Norfolk St.	3/4 A/L	2	5
Virginia Common.	3/6 N/W	7	4
Montgomery	3/7 N/W	2	1
Montgomery	3/7 N/W12	6	
Lafayette	3/9 H/L	2	8
Lafayette	3/9 H/L	5	10
Randolph-Macon	3/11/A/L	1	3
Randolph-Macon	3/11/A/W	5	4
William & Mary	3/12/A/W13	4	
Washington & Lee	3/13/H/W	9	3
Providence	3/16/H/L	4	6
Rutgers-Camden	3/16/H/W	9	4
Coast Guard	3/17/H/W	7	1
Salisbury St.	3/19/H/W12	2	
Coast Guard	3/22/H/W	3	1
Coast Guard	3/22/H/W	4	0
Frostburg	3/23/H/L	5	6
Va. Wesleyan*	3/25/H/L	5	9
Ferrum	3/28/H/L	4	13
Apprentice	3/31/A/W	3	2
N.C. Wesleyan*	4/1 A/L	4	19
Norfolk St.	4/2 H/L	7	11
William & Mary	4/3 H/W	6	5
St. Andrews*	4/4 H/L	11	12
Methodist*	4/5 H/L	9	10
Apprentice	4/7 H/L	6	8
Va. Wesleyan*	4/11/A/L	3	9
Ferrum*	4/13/A/L	0	7
Salisbury St.	4/15/A/W	8	6
Apprentice	4/16/A/L	5	6
Methodist*	4/18/A/L	4	7
St. Andrews*	4/19/A/L	8	17
Virginia Common.	4/20/A/L	2	10
Apprentice	4/21/H/W12	9	
N.C. Wesleyan*	4/25/H/L	3	17
Bridgewater	4/26/H/L	7	8
Bridgewater	4/26/A/L	2	9
Washington & Lee	4/27/A/L	4	7

1987 (17-21)

Coach: Howard Wiseman

William & Mary	3/1 A/L	2	9
Virginia Common.	3/13/A/L	3	11
Coast Guard	3/17/H/L	1	7
Longwood	3/18/A/L	6	20
SUNY-Binghamton	3/19/H/W	1	10
SUNY-Binghamton	3/19/H/L	1	10
Ferrum*	3/25/H/W	7	1
Ferrum*	3/25/H/L	3	8
Ferrum*	3/26/H/L	7	17
Randolph-Macon	3/28/A/L	7	8

Coach: Howard Wiseman

Virginia Common.	2/28/N/L	1	10
Norfolk St.	3/4 A/L	2	4
Chowan	3/5 A/W	8	4
Chowan	3/5 A/W	7	2
Lafayette	3/7 H/L	3	11
Lafayette	3/7 H/L	2	6
Randolph-Macon	3/12/A/L	4	5
Washington & Lee	3/14/H/W	5	4
Providence	3/15/H/L	6	10
Rutgers-Camden	3/15/H/L	1	2
Duke	3/17/A/L	1	7
Coast Guard	3/19/H/W13	1	
Clarion St.	3/20/H/W13	9	
Ferrum	3/22/H/W	5	3
Va. Wesleyan*	3/24/A/W	8	6
Apprentice	3/26/H/W12	3	
Frostburg St.	3/29/H/L	6	13
Frostburg St.	3/29/H/W	3	0
Atlantic Christian	4/2 A/L	6	20
Methodist*	4/3 A/L	5	10
St. Andrews*	4/4 A/W	6	3
N.C. Wesleyan*	4/7 N/L	1	13
Salisbury St.	4/8 A/L	2	12
Randolph-Macon	4/9 H/W	5	3
Ferrum	4/11/A/L	9	27
Radford	4/12/A/L	4	6
Va. Wesleyan*	4/14/H/L	2	4
St. Andrews*	4/18/N/W11	11	
Methodist*	4/18/N/L	1	5
William & Mary	4/20/A/L	6	8
Apprentice	4/20/A/W13	3	
N.C. Wesleyan*	4/21/A/L	5	18
William & Mary	4/22/H/L	3	5
William & Mary	4/22/H/W	6	5
Apprentice	4/27/H/W12	1	
Virginia Common.	4/29/A/L	2	11
Apprentice	4/30/A/W	6	5
Salisbury St.	5/1 H/W	8	6

1988 (10-25)

Coach: Howard Wiseman

Norfolk St.	3/2 A/W	2	0
John Carroll	3/5 N/W12	4	
Virginia Common.	3/7 A/L	2	13
Frostburg St.	3/12/H/L	4	20
Rhode Island Col.	3/15/H/W	5	4
Coast Guard	3/17/H/W10	9	
Mansfield	3/18/H/L	5	20
Longwood	3/20/A/L	6	12
Rutgers-Camden	3/22/H/L	9	11
Randolph-Macon	3/24/H/L	9	11
St. Andrews*	3/25/A/W	7	6
St. Andrews*	3/25/A/L	4	13
St. Andrews*	3/26/A/W	8	6
Franklin Pierce	3/29/H/W	8	1
William & Mary	3/31/H/W	8	3
Va. Wesleyan*	4/1 A/L	5	7
Va. Wesleyan*	4/2 A/L	2	18
Va. Wesleyan*	4/2 A/L	0	8
Bridgewater	4/5 A/L	5	6
Bridgewater	4/5 A/L	1	7
Salisbury St.	4/6 A/L	3	13
Salisbury St.	4/6 A/L	1	23
Ferrum	4/10/A/W	9	8
Ferrum	4/10/A/L	3	18
Randolph-Macon	4/14/A/L	1	10
Methodist*	4/15/H/L	0	13
Methodist*	4/16/H/L	1	12
Methodist*	4/16/H/L	1	13
William & Mary	4/20/A/L	3	9
William & Mary	4/20/A/L	2	3
N.C. Wesleyan*	4/22/H/L	3	10
N.C. Wesleyan*	4/23/H/L	5	21
N.C. Wesleyan*	4/23/H/L	3	16
Apprentice	4/25/A/W13	7	
Virginia Common.	4/27/A/L	4	6

1989 (6-25)

Coach: Howard Wiseman

Mansfield	3/12/N/L	2	9
Virginia Common.	3/13/A/L	3	11
Coast Guard	3/17/H/L	1	7
Longwood	3/18/A/L	6	20
SUNY-Binghamton	3/19/H/W	1	10
SUNY-Binghamton	3/19/H/L	1	10
Ferrum*	3/25/H/W	7	1
Ferrum*	3/25/H/L	3	8
Ferrum*	3/26/H/L	7	17
Randolph-Macon	3/28/A/L	7	8

Randolph-Macon	3/28/A/L	0	6
William & Mary	3/29/A/L	4	5
Va. Wesleyan*	4/1 H/W	7	6
Va. Wesleyan*	4/1 H/L	3	9
Va. Wesleyan*	4/1 H/W	2	1
William & Mary	4/3 H/L	4	9
Bridgewater	4/6 A/L	1	14
Apprentice	4/10/H/L	5	6
Salisbury St.	4/11/A/L	1	2
Salisbury St.	4/11/A/L	2	3
Hampden-Sydney	4/12/H/L	2	3
Methodist*	4/15/A/L	0	13
Methodist*	4/16/A/L	0	12
Methodist*	4/16/A/L	1	19
Norfolk St.	4/18/H/W	9	1
William & Mary	4/19/A/L	3	6
N.C. Wesleyan*	4/21/A/L	4	11
N.C. Wesleyan*	4/22/A/L	0	17
N.C. Wesleyan*	4/22/A/L	4	23
Apprentice	4/25/A/L	0	1
Mary Washington	4/26/A/W11	8	

1990 (20-14)

Howard Wiseman

Elizabeth City	3/2 H/W16	5	
Duke	3/6 A/L	2	11
Muhlenberg	3/8 H/W13	9	
Duke	3/11/H/L	1	9
Rhode Island Col.	3/12/H/W11	3	
Hampden-Sydney	3/13/H/W	6	5
Virginia Common.	3/14/A/L	3	10
FDU-Madison	3/15/H/W	9	6
Lock Haven St.	3/15/H/W14	6	
Coast Guard	3/16/H/W17	5	
Salisbury St.	3/17/A/L	6	7
Nichols	3/19/H/W11	3	
Norfolk St.	3/21/A/L	2	14
Randolph-Macon	3/22/A/W	5	2
Salisbury St.	3/24/H/W10	8	
Apprentice	3/28/H/W	8	1
Bridgewater	4/5 A/W13	11	
Ferrum*	4/7 A/L	4	15
Ferrum*	4/8 A/L	1	7
Ferrum*	4/8 A/L	2	4
Hampden-Sydney	4/11/A/W10	4	
William & Mary	4/12/A/L	0	13
Methodist*	4/13/H/L	4	9
Methodist*	4/13/H/W	3	1
Methodist*	4/14/H/W16	8	
William & Mary	4/18/H/W14	9	
N.C. Wesleyan*	4/21/H/L	3	7
N.C. Wesleyan*	4/22/H/W	2	1
N.C. Wesleyan*	4/22/H/W	6	3
Longwood	4/24/H/L	5	12
Longwood	4/24/H/L	9	11
Apprentice	4/25/A/W	2	0
Va. Wesleyan	4/26/H/L	5	19
Randolph-Macon	4/27/H/W	6	4

1991 (21-18)

Coach: Howard Wiseman

Norfolk St.	2/27/A/L	1	5
Virginia St.	3/5 H/W	8	3
Muhlenberg	3/9 H/L	4	5
Randolph-Macon	3/10/A/W	4	1
Rhode Island Col.	3/12/H/W	9	3
Rhode Island Col.	3/12/H/W	9	8
FDU-Madison	3/15/H/L	5	9
FDU-Madison	3/15/H/L	1	2
Mansfield	3/16/H/L	1	9
Shenandoah	3/17/H/L	7	11
Elizabeth City	3/19/H/W11	7	9
Longwood	3/20/H/W	6	3
Norwich	3/21/H/W10	4	0
Rutgers-Camden	3/22/H/W19	18	8
Salisbury St.	3/23/H/W	7	3
SUNY-Albany	3/24/H/W	7	2
Bloomsburg St.	3/25/H/W	11	8
Franklin Pierce	3/26/H/W16	6	0
Randolph-Macon	3/27/H/W13	6	0
Apprentice	3/28/H/W23	7	9
Apprentice	3/28/H/W	5	0
Bridgewater	4/2 A/W12	6	2
East. Mennonite	4/3 A/L	4	7
Ferrum*	4/6 H/W	5	3
Ferrum*	4/6 H/W	2	1
Ferrum*	4/7 H/L	6	13
Norfolk St.	4/9 H/L	5	2
William & Mary	4/11 A/L	5	12



1996 (12-27)

Coach: Curt Long

Chowan	2/19/A/L 2	9
Frostburg St.	2/25/H/W15	7
Bluefield	2/26/H/L 6	11
Bluefield	2/26/H/W 6	4
Elizabeth City St.	2/27/A/W 7	6
Elizabeth City St.	2/27/A/L 7	8
Salisbury St.	2/28/H/L 4	8
N.C. Wesleyan*	3/3 H/L 6	10
N.C. Wesleyan*	3/3 H/L 3	4
Marywood (Pa.)	3/5 H/W22	2
Marywood (Pa.)	3/5 H/W11	2
Methodist*	3/10/H/L 0	7
Methodist*	3/11 H/L 1	14
Wisc.-River Falls	3/12/H/L 6	15
Wisc.-River Falls	3/12/H/W 8	7
Bowie St.	3/13/A/L 2	7
Bowie St.	3/13/A/W18	0
Ferrum*	3/16/A/L 1	16
Ferrum*	3/17/A/L 1	8
Shenandoah*	3/23/H/L 6	12
Shenandoah*	3/24/H/L 8	11
Virginia St.	3/26/H/W 6	0
Apprentice	3/27/H/L 3	5
Greensboro*	3/30/A/L 5	6
Greensboro*	3/31/A/L 10	11
Castleton St.	4/2 H/L 5	7
Va. Wesleyan	4/3 H/W 6	2
Va. Wesleyan	4/3 H/W12	6
Averett*	4/5 A/L 2	5
Averett*	4/6 A/L 3	7
Cazenovia (N.Y.)	4/8 H/W 7	6
Randolph-Macon	4/11 H/L 0	15
Bridgewater	4/12/H/L 4	12
Salisbury St.	4/13/A/L 4	12
Apprentice	4/15/A/L 3	7
Averett*	4/17/A/W10	4
Methodist*	4/18/N/L 5	15
Ferrum*	4/19/N/L 3	5
Chowan	4/20/H/L 9	15

1997 (22-19)

Coach: Curt Long

Chowan	2/16/A/L 8	15
Chowan	2/18/H/L 5	7
Elizabeth City St.	2/22/A/W23	8
Marywood (Pa.)	2/23/H/W 7	1
Marywood (Pa.)	2/23/H/W14	0
Salisbury St.	2/26/H/L 5	9
Elizabeth City St.	2/27/H/W 4	3
N.C. Wesleyan*	3/1 A/L 0	3
N.C. Wesleyan*	3/2 A/L 1	7
Ohio Northern*	3/4 N/L 3	6
Milwaukee Tech*	3/4 N/W 8	4
Emory & Henry*	3/5 N/L 0	2
Emory & Henry*	3/5 N/W 2	1
Methodist*	3/8 A/L 2	14
Methodist*	3/9 A/W 5	4
St. Paul's	3/11 H/W12	4
Colby-Sawyer (Me.)	3/12/H/W 5	2
Colby-Sawyer (Me.)	3/12/H/W10	3
Ferrum*	3/16/A/L 9	11
Ferrum*	3/16/A/L 3	6
Cazenovia (N.Y.)	3/21/H/W11	2
Shenandoah*	3/22/A/L 0	1
Shenandoah*	3/23/A/L 5	7
Greensboro*	3/28/H/L 0	4
Greensboro*	3/28/H/W 9	7
Castleton (Vt.) St.	4/1 H/W24	9
Castleton (Vt.) St.	4/2 H/W14	1
Averett*	4/5 H/W 6	3
Averett*	4/6 H/W11	8
Hampden-Sydney	4/9 A/W10	4
Apprentice	4/10/H/W 7	6
Randolph-Macon	4/11 A/L 7	8
Salisbury St.	4/13/A/L 4	8
Averett*	4/16/A/W 7	6
N.C. Wesleyan*	4/17/N/L 4	10
Shenandoah*	4/18/N/L 4	5
Apprentice	4/22/A/W 6	4
Va. Wesleyan	4/25/H/L 2	3
Virginia St.	4/26/A/W 8	3
Apprentice <sup>2</sup>	5/3 H/W 8	7
Allentown <sup>2</sup>	5/4 H/L 3	5

1998 (26-15)

Coach: Curt Long

Chowan	2/14/A/W 6	2
Elizabeth City St.	2/15/H/W15	3
Elizabeth City St.	2/19/A/W15	5
Bluefield	2/21 H/L 0	10
Bluefield	2/21 H/L 11	14

Lynchburg	2/22/A/W11	5
Salisbury St.	2/25/H/L 11	12
St. Scholastica <sup>3</sup>	2/28/N/L 7	8
St. Scholastica <sup>3</sup>	2/28/N/W16	8
Lebanon Valley <sup>3</sup>	3/1 N/W 5	4
Lebanon Valley <sup>3</sup>	3/1 N/W10	7
Olivet (Mich.) <sup>3</sup>	3/3 N/W 7	3
Olivet (Mich.) <sup>3</sup>	3/3 N/W 8	5
N.C. Wesleyan*	3/7 H/L 0	3
Marywood (Pa.)	3/10/H/W17	1
Marywood (Pa.)	3/11 H/W18	1
Marywood (Pa.)	3/12/H/W22	1
Methodist*	3/14/H/L 4	5
Methodist*	3/15/H/L 12	15
Ferrum*	3/23/A/L 4	15
Ferrum*	3/23/A/L 5	9
Randolph-Macon	3/25/H/W11	7
Va. Wesleyan	3/26/A/W 7	3
Shenandoah*	3/28/H/W11	10
Shenandoah*	3/29/H/W12	11
Castleton (Vt.) St.	3/31/H/W14	0
Castleton (Vt.) St.	4/1 H/W18	1
Greensboro*	4/4 A/L 3	5
Greensboro*	4/5 A/L 7	19
Salisbury St.	4/7 A/W17	4
N.C. Wesleyan*	4/8 H/W 5	3
Averett*	4/11 A/W 3	2
Averett*	4/11 A/L 9	11
Apprentice	4/13/H/W 9	4
Averett*	4/15/N/L 4	7
Lynchburg	4/21 H/L 0	6
Apprentice	4/22/A/W 9	4
Chowan <sup>2</sup>	5/2 H/W15	1
Apprentice <sup>2</sup>	5/2 H/W21	3
Chowan <sup>2</sup>	5/3 H/L 6	9
Apprentice <sup>2</sup>	5/3 H/W11	0

1999 (21-20-1)

Coach: Curt Long

Chowan	2/13/A/L 1	11
Elizabeth City	2/16/H/W 6	3
Chowan	2/17/H/L 3	12
Averett*	2/21/H/W 4	2
Averett*	2/22/H/W13	12
Salisbury St.	2/23/H/W 7	4
Slippery Rock	2/25/H/W 8	5
Averett	2/26/H/W16	5
Kutztown	2/27/H/L 3	5
Allentown	2/27/H/W 3	1
Lock Haven	2/28/H/W11	4
St. Paul's	3/2 H/W 8	4
St. Scholastica <sup>3</sup>	3/6 N/L 6	7
St. Scholastica <sup>3</sup>	3/6 N/L 0	4
Lebanon Valley <sup>3</sup>	3/7 N/L 2	3
William Penn <sup>3</sup>	3/7 N/L 1	5
Penn St.-Behrend <sup>3</sup>	3/9 N/W 6	4
Penn St.-Behrend <sup>3</sup>	3/9 N/L 4	5
N.C. Wesleyan*	3/13/A/L 1	13
Randolph-Macon	3/16/A/L 3	4
Teikyo Post	3/17/H/W 9	8
Teikyo Post	3/18/H/W14	13
Methodist*	3/20/A/W 3	3
Methodist*	3/22/A/L 4	12
N.C. Wesleyan*	3/25/A/L 7	16
Ferrum*	3/27/H/L 13	15
Ferrum*	3/28/H/L 2	6
Apprentice	3/30/H/L 9	10
Shenandoah*	4/2 A/W16	7
Shenandoah*	4/3 A/W12	9
Salisbury St.	4/6 A/L 6	10
Va. Wesleyan	4/7 H/L 3	13
Greensboro*	4/10/H/W 8	4
Ferrum*	4/15/N/L 2	12
Shenandoah <sup>1</sup>	4/16/N/W 7	5
N.C. Wesleyan <sup>1</sup>	4/17/N/L 7	9
Bridgewater	4/20/A/L 4	11
Apprentice	4/22/A/W13	2
Hampden-Sydney	4/27/H/W 7	2
Apprentice <sup>2</sup>	5/1 H/W10	9
York (Pa.) <sup>3</sup>	5/1 H/W 8	5
Chowan <sup>2</sup>	5/2 H/T 4	4

2000 (26-14)

Coach: Curt Long

E. Mennonite	2/20/H/W10	3
Elizabeth City	2/22/A/W 5	2
Elizabeth City	2/22/A/W 7	3
Lock Haven	2/25/H/L 4	6
Edinboro	2/25/H/W 5	0
Kutztown	2/26/H/W10	9
Bluefield	2/26/H/W 7	4
Allentown	2/27/H/W 4	1
Salisbury St.	2/29/A/L 0	1

Chowan	3/1 A/W13	8
N.C. Wesleyan*	3/4 H/L 1	6
N.C. Wesleyan*	3/5 H/L 5	7
Beaver	3/6 H/W11	2
Va. Wesleyan	3/8 A/L 2	4
Shenandoah*	3/11 H/L 1	4
Shenandoah*	3/12/H/W15	14
Randolph-Macon	3/14/H/W 8	2
Averett*	3/18/A/L 1	8
Averett*	3/19/A/L 5	9
Methodist*	3/25/H/W14	8
Methodist*	3/26/H/L 6	8
Hampden-Sydney	3/29/A/L 2	10
Ferrum*	4/1 A/W14	8
Ferrum*	4/2 A/W11	7
Bridgewater	4/7 H/W11	8
Chowan	4/9 H/W10	9
Apprentice	4/11 A/W 7	3
Va. Wesleyan	4/12/H/W 8	7
Greensboro*	4/16/N/W23	10
Greensboro*	4/16/A/W 8	6
Greensboro <sup>1</sup>	4/19/N/W 4	2
N.C. Wesleyan <sup>1</sup>	4/19/N/L 0	3
Ferrum <sup>1</sup>	4/20/N/W 9	2
Averett <sup>1</sup>	4/20/N/L 7	9
Apprentice	4/26/H/W 4	1
Salisbury St.	4/28/H/L 1	22
Virginia St. <sup>2</sup>	5/6 H/W10	1
Pitt-Johnstown <sup>2</sup>	5/6 H/W 7	6
Pitt-Johnstown <sup>2</sup>	5/7 H/W 5	3
Virginia St. <sup>2</sup>	5/7 H/L 5	7



Coach: John Harvell

Kutztown	2/10/H/W11	10
Kutztown	2/11 H/W 6	4
Bryant	2/24/H/L 1	10
Hampden-Sydney	2/24/H/W 1	0
Salisbury St.	2/27/A/W10	1
Chowan	2/28/A/W 6	5
Longwood	3/17/H/L 9	17
Shenandoah*	3/10/A/W 5	2
Shenandoah*	3/11 A/W10	7
Averett*	3/17/H/W 5	0
Averett*	3/18/A/W 7	5
Mary Washington	3/19/A/W 7	3
Methodist*	3/24/A/L 2	3
Methodist*	3/25/A/L 4	5
N.C. Wesleyan*	3/28/A/W 3	2
N.C. Wesleyan	3/28/A/L 2	3
Ferrum*	3/31/H/W 7	6
Va. Wesleyan	4/3 A/L 3	4
Apprentice	4/5 H/L 8	11
Randolph-Macon	4/6 A/W19	1
Southern Virginia	4/7 A/W 8	3
Southern Virginia	4/7 A/W16	2
Bridgewater	4/8 A/W11	6
Chowan	4/11 H/W 6	1
Greensboro*	4/13/H/W 9	1
Greensboro*	4/14/H/L 7	9
Ferrum	4/16/H/W15	1
Greensboro <sup>1</sup>	4/19/N/W 7	3
Averett <sup>1</sup>	4/20/N/W12	9
N.C. Wesleyan <sup>1</sup>	4/21/N/W13	6
Methodist <sup>1</sup>	4/22/N/W 7	5
Salisbury St.	4/24/H/L 2	6
Apprentice	4/26/A/W 4	2
Mary Washington <sup>3</sup>	5/17/N/L 0	5
Bridgewater <sup>3</sup>	5/18/N/W 1	0
Mary Washington <sup>3</sup>	5/19/N/L 0	1

2002 (38-16)

Coach: John Harvell

Mary Washington	2/13/H/L 0	7
Virginia St.	2/17/H/W16	2
Virginia St.	2/17/H/W26	2
St. Augustine's	2/24/H/W13	1
Salisbury	2/26/H/L 6	11
Rowan	2/32 H/W 2	1
Rowan	3/3 H/L 5	13
Anna Maria	3/4 H/W12	1
Lynchburg	3/5 A/L 4	8

St. Mary's	3/7 A/L 4	5
Kutztown	3/9 H/L 4	9
Kutztown	3/10/H/L 6	10
Hampden-Sydney	3/11 H/W 9	4
LaRoche	3/12/H/W10	0
LaRoche	3/12/H/W 7	2
Chowan*	3/16/A/W12	4
Va. Wesleyan	3/19/H/W11	5
Greensboro*	3/23/A/W 7	0
Greensboro*	3/24/A/W 9	0
Loras	3/25/H/W 2	1
Loras	3/25/H/W12	3
Chowan*	3/26/A/W 3	2
Averett*	3/30/A/W 3	2
Averett*	3/31/A/W10	4
Shenandoah*	4/3 H/W 4	3
Shenandoah*	4/3 H/W22	2
Va. Wesleyan	4/4 A/L 10	12
Ferrum*	4/6 A/L 11	12
Ferrum*	4/7 A/L 2	4
N.C. Wesleyan*	4/10/H/W17	4
N.C. Wesleyan*	4/10/H/L 6	7
Eastern Mennonite	4/12/H/W 6	4
Methodist*	4/13/H/W 6	4
Methodist*	4/14/H/L 2	4
Bridgewater*	4/16/H/W13	5
N.C. Wesleyan <sup>1</sup>	4/19/N/W 7	6
Methodist <sup>1</sup>	4/19/N/W 3	2
Ferrum <sup>1</sup>	4/20/N/W 4	3
N.C. Wesleyan <sup>1</sup>	4/21/N/W13	3
Methodist <sup>1</sup>	4/21/N/L 4	5
Methodist <sup>1</sup>	4/21/N/W 8	3
Salisbury	4/23/H/W10	5
Southern Virginia	4/27/H/W14	4
Southern Virginia	4/27/H/W10	2
Bridgewater*	5/16/N/W10	7
York (Pa.) <sup>3</sup>	5/17/N/W17	1
Lebanon Valley <sup>3</sup>	5/18/N/L 2	3
Salisbury <sup>3</sup>	5/19/N/W 5	3
York (Pa.) <sup>3</sup>	5/19/N/W 5	1
Carthage <sup>4</sup>	5/20/N/W12	4
Marietta <sup>4</sup>	5/26/N/L 5	6
Lakeland <sup>4</sup>	5/26/N/W10	1
Eastern Conn. <sup>4</sup>	5/27/N/W 6	5
Marietta <sup>4</sup>	5/28/N/L 6	9

2003 (35-9)

Coach: John Harvell

Guilford	2/11 A/W16	12
Hampden-Sydney	2/23/H/W11	6
Hampden-Sydney	2/23/H/W 5	2
Salisbury	2/25/A/W 5	4
Rowan	3/1 H/L 1	8
Lock Haven	3/1 H/W14	2
Va. Wesleyan	3/4 A/W 3	0
Clarion	3/5 H/W11	8
Clarion	3/5 H/W 9	3
Cortland St.	3/8 H/W 4	3
Cortland St.	3/8 H/W11	4
St. Augustine's	3/9 H/W 8	7
Va. State	3/13/A/L 8	9
Chowan*	3/15/H/W 5	4
Chowan*	3/16/H/W 5	2
Greensboro*	3/22/H/W15	3
Greensboro*	3/23/H/W16	7
St. Mary's	3/26/H/W23	0
Averett*	3/29/H/W 7	6
Averett*	3/31/H/W10	3
Shenandoah*	4/3 A/W13	5
Shenandoah*	4/3 A/L 8	11
Ferrum*	4/5 H/L 1	6
Ferrum*	4/6 H/W 8	2
Methodist*	4/12/A/W 5	0
Methodist*	4/13/A/L 6	8
N.C. Wesleyan <sup>1</sup>	4/16/N/W 9	3
Methodist <sup>1</sup>	4/17/N/W 4	3
Averett <sup>1</sup>	4/18/H/L 10	18
Chowan <sup>1</sup>	4/18/N/W 4	3
Averett <sup>1</sup>	4/19/N/W 7	1
Averett <sup>1</sup>	4/19/N/L 1	6
York (Pa.)	5/4 H/W 8	3
York (Pa.)	5/4 H/W10	6
Salisbury <sup>3</sup>	5/15/N/W 5	4
Averett <sup>3</sup>	5/16/N/W 6	2
Va. Wesleyan <sup>3</sup>	5/17/N/W 6	5
Thomas More <sup>3</sup>	5/18/N/W 2	1
Trinity (Conn.) <sup>4</sup>	5/23/N/W 7	3
Chapman <sup>4</sup>	5/24/N/W 6	4
Anderson <sup>4</sup>	5/25/N/W 2	1
Eastern Conn. <sup>4</sup>	5/26/N/W 4	2
Chapman <sup>4</sup>	5/27/N/L 2	15
Chapman <sup>4</sup>	5/27/N/L 7	15



# USA South Athletic Conference 2007

## 2007 USA South Conference Standings

School	USA South		Overall	
	W-L	PCT.	W-L	PCT.
Methodist	7-5	.583	30-15	.667
N.C. Wesleyan	7-5	.583	28-16	.636
Ferrum	7-5	.583	27-18	.600
Averett	6-6	.500	31-12	.721
Christopher Newport	6-6	.500	24-17	.585
Shenandoah	5-7	.417	27-15	.643
Greensboro	4-8	.333	20-20	.500

Complete 2007 USA Conference Statistics

can be found at

<http://www.usasouth.net/statistics/M-bse/2007/confstat.htm>

## 2007 All Conference Team

### First Team

1B - Mark Wooten, N.C. Wesleyan  
 2B - Eric Sibrizzi, Averett  
 3B - Brett Thomas, Ferrum  
 SS - David Jenkins, Shenandoah  
 C - Justin Batts, N.C. Wesleyan  
 DH - Adam Kessel, Shenandoah  
 Util - Pat Burgess, Greensboro  
 OF - Matt Smith, N.C. Wesleyan  
 Ryan Anderson, Shenandoah  
 Kyle Bolick, Greensboro

P - Ahmed Shelton, Averett

**Kenny Moreland, Christopher Newport**

RP - Brian Bowles, Ferrum

### Second Team

1B - Joey Garry, Averett  
 2B - Wes Means, N.C. Wesleyan  
 3B - Seth Kivett, Methodist

**SS - Trae Bailey, Christopher Newport**

C - Nick Baker, Ferrum

DH - Pierce Steinruck, Averett

Util - Ryan Cooper, Ferrum

OF - Matt Gammon, Ferrum

Brent Sowers, Ferrum

T. J. Bray, Averett

P - Ben Pearson, N.C. Wesleyan

Chris Toth, Methodist

**RP - Kevin Moreland, Christopher Newport**

Player of the Year: Brett Thomas, Ferrum

Pitcher of the Year: Ahmed Shelton, Averett

Rookie of the Year: Eric Sibrizzi, Averett

Rookie Pitcher of the Year: Lincoln Garner, Ferrum

Coach of the Year: Ed Fulton, Averett

### Honorable Mention

**1B - Ryan McDougal, Christopher Newport**

2B - Dan Ziccardy, Shenandoah

3B - James Hone, Greensboro

SS - Scott Russell, Methodist

C - Taylor Kennedy, Greensboro

**DH - Parker Neal, Christopher Newport**

OF - Luke Williford, N.C. Wesleyan

**Mike Giarrizzi, Christopher Newport**

Brad Davis, Methodist

P - Jimmy Holm, Ferrum

Taylor DuFrene, Shenandoah

RP - Fred Geisinger, Methodist

### All-Tournament Team

1B - Jess Maloney, Greensboro

2B - Eric Sibrizzi, Averett

3B - Brett Thomas, Ferrum

SS - Scott Russell, Methodist

C - Nick Baker, Ferrum

DH - Mike Ellsworth, Methodist

OF - Brent Sowers, Ferrum (MVP)

Chris Pecora, N.C. Wesleyan

Jonathon Spivey, Methodist

P - Blake Rice, N.C. Wesleyan

Lincoln Garner, Ferrum

### BATTING AVERAGE

## Player-Team	G	AVG	AB	H
1. ANDERSON, SU	42	.426	155	66
2. SOWERS, FC	41	.419	167	70
3. SMITH, NCWC	43	.415	171	71
4. KESSEL, SU	38	.415	147	61
5. MALONEY, Jess, GC	40	.389	149	58

### HOME RUNS

## Player-Team	G	HR	HR/G
1. THOMAS, FC	45	15	.33
2. JENKINS, SU	38	8	.21
MALONEY, Jess, GC	40	8	.20
4. BATTS, NCWC	42	7	.17
5. BURGESS, Pat, GC	40	5	.13
ANDERSON, SU	42	5	.12

### RUNS BATTED IN

## Player-Team	G	RBI	RBI/G
1. THOMAS, FC	45	65	1.44
2. MALONEY, Jess, GC	40	44	1.10
3. ANDERSON, SU	42	41	.98
BATTS, NCWC	42	41	.98
WOOTEN, NCWC	44	41	.93

### EARNED RUN AVERAGE

## Player-Team	G	GS	ERA	IP
1. PEARSON, NCWC	12	10	1.37	85.1
2. LUCAS, NCWC	9	7	1.84	44.0
3. WALLER, Jacob, AU	13	8	2.26	59.2
4. SHELTON, A., AU	11	11	2.30	90.0
5. REYNOLDS, Travis, AU	15	2	2.30	43.0

### STRIKEOUTS

## Player-Team	G	SO	SO/G
<b>1. MORELAND, K., CNU</b>	<b>13</b>	<b>90</b>	<b>8.29</b>
2. RICE, NCWC	11	74	8.12
3. GARNER, FC	13	61	6.81
4. MOCK, Kit, GC	14	49	5.58
5. KELLY, Kurt, MU	14	45	4.64
TOTH, Chris, MU	13	45	4.55

### WINS

## Player-Team	G	Record
<b>1. MORELAND, K., CNU</b>	<b>13</b>	<b>9-3</b>
SHELTON, A., AU	11	9-0
2. PEARSON, NCWC	12	8-2
TOTH, Chris MU	13	8-4
BRAY, Chatham GC	14	8-5

### TEAM BATTING

# Team	G	AVG	AB	H	RBI
1. Averett	43	.327	1365	447	227
2. Shenandoah	42	.320	1370	438	278
3. Ferrum	45	.319	1626	518	301
4. Greensboro	40	.313	1375	430	247
5. N.C. Wesleyan	44	.306	1481	453	225
6. Methodist	45	.290	1440	418	217
<b>7. Christopher Newport</b>	<b>41</b>	<b>.284</b>	<b>1319</b>	<b>374</b>	<b>187</b>

### TEAM PITCHING

# Team	G	ERA	B/Avg	W-L	SO
1. Averett	43	3.05	.278	31-12	194
<b>2. Christopher Newport</b>	<b>41</b>	<b>3.10</b>	<b>.259</b>	<b>24-17</b>	<b>287</b>
3. Ferrum	45	3.45	.275	27-18	266
4. Greensboro	40	3.55	.277	20-20	202
5. Methodist	45	3.68	.282	30-15	220
6. N.C. Wesleyan	44	3.80	.272	28-16	253
7. Shenandoah	42	4.33	.287	27-15	213



# USA SOUTH ATHLETIC CONFERENCE 2007

## USA SOUTH CONFERENCE HISTORY

The USA South Athletic Conference (formerly the Dixie Conference) was formed in 1963 when six schools with similar philosophies of academics and athletics joined as the founding members. These colleges were: Charlotte College (presently UNC Charlotte), College of Charleston (S.C.), Methodist College, Lynchburg College, North Carolina Wesleyan College and St. Andrews Presbyterian College. The basis of the new athletic conference was that participation would be strictly amateur, thus no athletically related financial aid or athletic scholarships would be awarded. This philosophy still exists today.

The conference was originally affiliated with the National Association of Intercollegiate Athletics (NAIA), and remained with that affiliation until 1973. At that time the NCAA formed the Division III concept, which allowed membership only for non-athletic scholarship schools. The Dixie Conference joined this new arrangement, and in so doing, it became one of the first conferences to be accepted in Division III. From the beginning of the Division, the Dixie Conference has been a leader in many areas, and has gained an outstanding reputation, regionally and nationally.

The conference sponsored athletic programs for men students only until 1983. The NCAA expanded its sponsorship to include women's programs on the Division III level in that year, and the Dixie Conference followed that lead by also including women's sports. Many of the members' teams have gained excellent recognition in these sports.

Each year the conference not only recognizes the participants for outstanding athletic achievements, but academic achievements are also emphasized. Those student athletes who maintain academic averages of 3.0 or better are named to the All-Academic team. This group annually averages nearly 400 in number.

The conference is presently led by Commissioner Rita Wiggs and President of Shenandoah University. Current members include Averett University, Christopher Newport University, Ferrum College, Greensboro College, Methodist College, North Carolina Wesleyan College and Shenandoah University, plus all-women's schools, Mary Baldwin College, Meredith College and Peace College. In addition, Maryville College (Tenn.) is a member for football only.

The conference changed its name to the USA South Athletic Conference effective June 1, 2003.

## CONFERENCE BASEBALL HISTORY

**Year Reg. Sea. Champ. Tourn. Champ.**

1969 Lynchburg  
1970 Lynchburg  
1971 Lynchburg  
1972 Methodist  
1973 Lynchburg  
1974 Va. Wesleyan  
1975 Lynchburg  
1976 Methodist  
1977 Methodist  
1978 Va. Wesleyan  
1979 Methodist

1980 Methodist

1981 NC Wesleyan  
1982 Methodist  
1983 NC Wesleyan  
1984 NC Wesleyan  
1985 NC Wesleyan  
1986 Methodist  
1987 NC Wesleyan  
1988 NC Wesleyan  
1989 Methodist

1990 NC Wesleyan  
Ferrum  
1991 N.C. Wesleyan  
1992 Ferrum  
1993 Ferrum

N.C. Wesleyan  
1994 N.C. Wesleyan  
1995 Methodist  
1996 Methodist  
1997 N.C. Wesleyan  
1998 Methodist

1999 N.C. Wesleyan  
Methodist  
Ferrum

2000 N.C. Wesleyan  
2001 CNU

Methodist  
2002 Methodist  
2003 Ferrum  
2004 Ferrum  
2005 Methodist  
2006 Methodist  
2007 Methodist  
N.C. Wesleyan  
Ferrum

N.C. Wesleyan  
N.C. Wesleyan  
Methodist  
N.C. Wesleyan  
Greensboro

N.C. Wesleyan

N.C. Wesleyan  
CNU

CNU  
Averett  
Methodist  
Ferrum  
N.C. Wesleyan  
Methodist

**Coach of Year**  
Gerald Thomas

Gerald Thomas  
Bruce Shelley  
Gerald Thomas  
Steve Stocks  
Gerald Thomas

Bruce Shelley  
Towmy Townsend  
Mark Bond  
Towmy Townsend  
Tom Austin  
Tony Guzzo  
Tony Guzzo  
Tom Austin  
Tony Guzzo  
Mike Fox  
Tom Austin  
Mike Fox  
Tom Austin  
Mike Fox  
Nick Boothe  
Tom Austin  
Abe Naff

**Howard Wiseman**

Mike Fox  
Abe Naff  
Mike Fox

Mike Fox  
Scott Rash  
Tom Austin  
Mike Fox  
Scott Rash  
Tom Austin  
Charlie Long

Paul O'Neill  
**John Harvell**

Tom Austin  
Abe Naff  
Abe Naff  
Tom Austin  
Tom Austin  
Ed Fulton

**School**  
Lynchburg

Lynchburg  
Methodist  
Lynchburg  
Va. Wesleyan  
Lynchburg

Methodist  
Va. Wesleyan  
Methodist  
Va. Wesleyan  
Methodist  
NC Wesleyan  
NC Wesleyan  
Methodist  
NC Wesleyan  
NC Wesleyan  
Methodist  
NC Wesleyan  
Methodist  
NC Wesleyan  
Va. Wesleyan  
Methodist  
Ferrum  
**CNU**

N.C. Wesleyan  
Ferrum  
N.C. Wesleyan

N.C. Wesleyan  
Greensboro  
Methodist  
N.C. Wesleyan  
Greensboro  
Methodist  
N.C. Wesleyan

Shenandoah  
**CNU**

Methodist  
Ferrum  
Ferrum  
Methodist  
Methodist  
Averett



# Home of Champions

Few, if any, Division III schools have had the overall success of the Christopher Newport athletic program.

Through the end of the 2006-07 season, CNU teams had won 12 national championships, either won or shared 150 conference titles and have produced an amazing number of individual accomplishments.

CNU athletes have won All-America recognition an amazing 516 times and have captured 64 individual national championships.

In the USA South Athletic Conference, CNU has won ten consecutive President's Cups and 16 of the last 24. Statewide, in Virginia, Christopher Newport has had the best win-loss record of any school in the state for six of the last ten years.

Nationally, CNU teams have made 59 NCAA appearances since 1982, not counting hundreds of individuals in track, cross country and golf.



## ROSTER OF CHAMPIONSHIPS

### A LIST OF CHAMPIONSHIPS AND NCAA APPEARANCES

#### BY CHRISTOPHER NEWPORT TEAMS OVER THE YEARS

##### FOOTBALL

2001	Dixie Conference
2001	NCAA
2002	Dixie Conference
2002	NCAA
2003	USA South
2003	NCAA
2004	USA South
2004	NCAA
2006	USA South
2006	NCAA

##### BASEBALL

2001	Dixie Conference
2001	NCAA Regional
2002	Dixie Conference
2002	NCAA 3rd place
2003	NCAA Regional
2003	NCAA 2nd place

##### MEN'S BASKETBALL

1986	Dixie Conference
1986	NCAA First Round
1988	Dixie Conference
1988	NCAA First Round
1989	Dixie Conference
1989	NCAA First Round
1990	NCAA First Round
1991	Dixie Conference
1991	NCAA Sweet 16
1993	Dixie Conference
1993	NCAA Sweet 16
1994	NCAA Second Round
1995	NCAA First Round
1996	Dixie Conference
1996	NCAA Sweet 16
1997	NCAA Second Round
1998	Dixie Conference
1998	NCAA Sweet 16
1999	Dixie Conference
1999	NCAA First Round
2000	Dixie Conference
2000	NCAA Second Round
2001	Dixie Conference
2001	NCAA Elite 8
2003	Dixie Conference
2003	NCAA First Round
2006	USA South
2006	NCAA First Round

##### WOMEN'S BASKETBALL

1980	AIAW Regionals
1982	NCAA First Round
1986	Dixie Conference
1986	NCAA Regional
1990	Dixie Conference
1992	NCAA Sweet 16
1993	Dixie Conference
1993	NCAA First Round
1995	NCAA First Round
1997	NCAA First Round
1998	Dixie Conference
1998	NCAA Second Round
2001	Dixie Conference
2001	NCAA First Round
2002	NCAA Second Round
2006	USA South
2006	NCAA Second Round

##### MEN'S CROSS COUNTRY

1980	Dixie Conference
1981	Dixie Conference
1982	Dixie Conference
1983	Dixie Conference
1984	Dixie Conference
1984	NCAA Regionals
1985	Dixie Conference
1986	Dixie Conference
1988-92	No competition
1993	Dixie Conference
1993	Mason-Dixon Conf.
1994	Dixie Conference
1994	NCAA Regionals
1994	Mason-Dixon Conf.
1995	Dixie Conference
1996	Dixie Conference
1997	Dixie Conference
1998	Dixie Conference
1999	Dixie Conference

2000	Dixie Conference
2001	Dixie Conference
2001	Mason-Dixon Conf.
2002	Dixie Conference
2003	Mason-Dixon Conf.
2003	USA South
2004	Mason-Dixon Conf.
2004	USA South
2005	USA South
2006	USA South
2007	USA South

##### WOMEN'S CROSS COUNTRY

1994	Dixie Conference
1995	Dixie Conference
1998	Dixie Conference
1999	Dixie Conference
2000	Dixie Conference
2001	Dixie Conference
2001	Mason-Dixon Conf.
2002	Dixie Conference
2003	Mason-Dixon Conf.
2003	USA South
2004	Mason-Dixon Conf.
2004	USA South
2005	USA South
2006	USA South
2007	USA South

##### GOLF

1990	NCAA Nationals
1991	NCAA Nationals
1992	NCAA Nationals
1994	NCAA Nationals
1995	NCAA Nationals
1996	NCAA Nationals
2000	NCAA Nationals

##### FIELD HOCKEY

2006	NCAA Elite 8
2007	NCAA Sweet 16

##### WOMEN'S SOCCER

2000	Dixie Conference
2000	NCAA First Round
2004	USA South
2004	NCAA Elite 8
2005	USA South
2005	NCAA
2006	USA South
2006	NCAA

##### MEN'S SOCCER

1986	NCAA First Round
2000	Dixie Conference
2000	NCAA Elite 8
2006	NCAA Second Round

##### SOFTBALL

1993	Dixie Conference
1993	NCAA Regionals
1994	Dixie Conference
1995	Dixie Conference
1995	NCAA Regionals
1997	Dixie Conference
1998	NCAA Regionals
2001	Dixie Conference
2001	NCAA Regionals
2006	NCAA Regionals

##### WOMEN'S LACROSSE

2006	USA South
2006	NCAA First Round
2006	USA South
2006	NCAA Regionals

##### MEN'S TENNIS

1976	Dixie Conference
1977	Dixie Conference
1978	Dixie Conference
1979	Dixie Conference
1980	Dixie Conference
1982	Dixie Conference
1983	Dixie Conference
1990	Dixie Conference
1993	Dixie Conference
2006	USA South

##### WOMEN'S TENNIS

1993	Dixie Conference
2006	USA South

##### MEN'S TRACK & FIELD

1980	Dixie Conference
1981	Dixie Conference
1982	Dixie Conference
1983	Dixie Conference
1984	Dixie Conference
1985	Dixie Conference
1986	Dixie Conference
1986	Mason-Dixon Conf. Out.
1994	Mason-Dixon Conf. Ind.
1995	Mason-Dixon Conf. Ind.
1995	Mason-Dixon Conf. Out.
1996	Mason-Dixon Conf. Ind.
1998	Mason-Dixon Conf. Ind.
1999	Mason-Dixon Conf. Ind.
1999	Mason-Dixon Conf. Out.
2000	Mason-Dixon Conf. Ind.
2001	Mason-Dixon Conf. Ind.
2001	Mason-Dixon Conf. Out.
2002	Mason-Dixon Conf. Ind.
2002	Mason-Dixon Conf. Out.
2003	Mason-Dixon Conf. Ind.
2003	Mason-Dixon Conf. Out.
2004	Mason-Dixon Conf. Ind.
2004	Mason-Dixon Conf. Out.
2005	Mason-Dixon Conf. Ind.
2005	Mason-Dixon Conf. Out.
2006	Mason-Dixon Conf. Ind.
2006	Mason-Dixon Conf. Out.
2007	Mason-Dixon Conf. Ind.
2007	Mason-Dixon Conf. Out.

##### WOMEN'S TRACK & FIELD

1987	Mason-Dixon Conf. Out.
1987	NCAA Outdoor Champs
1988	NCAA Indoor Champs
1988	NCAA Outdoor Champs
1989	NCAA Indoor Champs
1989	NCAA Outdoor Champs
1990	Mason-Dixon Conf. Ind.
1990	NCAA Indoor Champs
1990	NCAA Outdoor Champs
1991	Mason-Dixon Conf. Ind.
1991	Mason-Dixon Conf. Out.
1992	Mason-Dixon Conf. Ind.
1992	NCAA Indoor Champs
1992	NCAA Outdoor Champs
1992	Mason-Dixon Conf. Out.
1994	Mason-Dixon Conf. Ind.
1994	Mason-Dixon Conf. Out.
1994	NCAA Outdoor Champs
1995	Mason-Dixon Conf. Ind.
1996	Mason-Dixon Conf. Ind.
1997	NCAA Indoor Champs
1998	Mason-Dixon Conf. Ind.
1998	Mason-Dixon Conf. Out.
1998	NCAA Indoor Champs
1998	NCAA Outdoor Champs
2000	Mason-Dixon Conf. Ind.
2000	Mason-Dixon Conf. Out.
2001	Mason-Dixon Conf. Ind.
2002	Mason-Dixon Conf. Ind.
2002	Mason-Dixon Conf. Out.
2003	Mason-Dixon Conf. Ind.
2003	Mason-Dixon Conf. Out.
2004	Mason-Dixon Conf. Ind.
2004	Mason-Dixon Conf. Out.
2005	Mason-Dixon Conf. Ind.
2005	Mason-Dixon Conf. Out.
2006	Mason-Dixon Conf. Ind.
2006	Mason-Dixon Conf. Out.
2007	Mason-Dixon Conf. Ind.

##### VOLLEYBALL

2001	Dixie Conference
2001	NCAA Regionals
2002	Dixie Conference
2002	NCAA Regionals
2004	USA South
2004	NCAA Regionals
2005	USA South
2005	NCAA Regionals
2007	USA South
2007	NCAA Regionals



# The Virginia Peninsula

## A Great Place To Live



The Virginia Peninsula is an exciting place to live with all kinds of entertainment and history right at your doorstep.

Some of the best entertainment in the world can be found in numerous venues, as well as on the CNU campus.

Then, of course, there are the beaches, many historical attractions, pro sports, theme parks such as Busch Gardens and Water Country and much more.

There's always lots to do on the Peninsula and in the Tidewater area.



# Christopher Newport University



## Fast Facts

Christopher Newport University is a small, selective public university. It offers baccalaureate programs through its College of Liberal Arts and Sciences and the Joseph W. Luter, III School of Business, which earned international accreditation in 2005 by the world's top business accrediting organization – the Association to Advance Collegiate Schools of Business. The University also offers a five-year bachelor's to masters program in teaching and graduate programs in applied physics and computer science and environmental science.

## Location

CNU's 260-acre campus is located in Newport News, Va., two and a half hours south of Washington, D.C., less than an hour from Williamsburg and Virginia Beach, and just a few blocks from where the tidal James River flows into the Chesapeake Bay.

## Student Profile

Forty-five percent of CNU's 4,800 students are male; 55 percent are female. Students come to CNU from every region in Virginia, 32 other states, and several foreign nations. The average high school GPA is 3.4 (on a 4.0 scale). The average SAT score is 1165 (critical reading and math sections).

## History

Founded in 1960 as a two-year branch of the College of William and Mary, CNU became independent in 1977 and gained university status in 1991. Today, CNU is the youngest comprehensive university in the Commonwealth.

## Class Size

With an average class size of 25 students, CNU has much smaller classes than most state universities. More than 90 percent of classes are seminars, and no classes are taught by graduate teaching assistants.

## Facilities

With a \$400 million building campaign nearly complete, CNU's campus is bursting with new buildings and

CNU's Residence Halls offer students the latest state-of-the-art accommodations.

improvements. Recent additions include state-of-the-art residential facilities, a \$16 million sports and convocation center, the new Ferguson Center for the Arts, and residential facility restaurants and stores. Opening in fall 2006 is a state-of-the-art student union; and an expansion project that will double the size of CNU's library is scheduled for completion in fall 2007.

## Ferguson Center for the Arts

The \$60 million Ferguson Center for the Arts is the crowning jewel of Christopher Newport University. Teaching and learning are celebrated in the 1,700-seat Concert Hall, 440-seat Music and Theatre Hall, 200-seat Studio Theatre, classrooms, sound-isolated music practice spaces, rehearsal halls, dance studios, costume shops, lighting labs and set design studios. The Center's inaugural season, which began in September 2005, included world-class classical, pop, Broadway and dance performances, attracting more than 120,000 patrons and ticket revenue in excess of \$3.2 million.

## Athletics

CNU athletes compete in 21 NCAA sports, including football, lacrosse and sailing. The University ranks fifth nationally in NCAA Division III Team Championships, and the school has produced 500 All-Americans.

## Residence Halls

Nearly 3,000 students are housed in the University's state-of-the-art residential facilities that include four new resi-

dence halls and two new apartment complexes that win raves from students and parents, as well as architectural awards. New residential living includes CNU Village, a unique mixed-use development on campus that houses restaurants and stores that serve the entire community as well as students, faculty and staff. Every residential room has high-speed Internet, basic satellite cable TV, digital local phone service, 24-hour security, and electronic room access. All rooms are equipped with a microwave and mini-refrigerator or have kitchen access.

## Faculty

Eighty-five percent of CNU's 932 faculty members hold the Ph.D. or highest degree in their fields. Fifty-five new faculty members have been added since 2003.

## Cost

For in-state, full-time undergraduates, tuition and fees are \$6,460, and room and board is \$8,100. Christopher Newport University offers a variety of financial aid programs to help students and their parents pay for college; 43 percent of students receive some form of aid.

## Campus Life

CNU's 100 clubs and organizations include academic organizations, fraternities and sororities, and special-interest groups. From Altered Xpressionz to Vibes of Our Vernacular, students are sure to find something to spark their interests.





**Outstanding teaching with a strong commitment to undergraduate education and the liberal studies core are the hallmarks of Christopher Newport University. A dramatic transformation spanning the past decade has placed it among the United States' pre-eminent liberal arts universities. As the youngest university in the Commonwealth of Virginia's excellent system of higher education, CNU is getting better, not bigger.**

**CNU offers an unbeatable combination of great teaching, small classes and a commitment to placing students first, which means that the quality of teaching, advising and student life is the University's first concern. Classes average only 25 students, and are taught by faculty members – 85 percent of which hold a doctorate or the highest degree in their field – not teaching assistants. These scholars desire to engage and challenge students inside and outside the classroom and are committed to playing an active role in campus life.**

**[www.cnu.edu](http://www.cnu.edu)  
(757) 594-7000**





# CAPTAINS

AT BAT	BALL		STRIKE		OUT		H/E						
14	0		0		0								
DAKTRONICS	1	2	3	4	5	6	7	8	9	10	RUNS	HITS	ERR
NCWC	0	0	0	0							0	2	0
CNU	0	0	2	0							2	2	1

## The New Captains Park

PARNELL

### Christopher Newport Baseball Schedule 2008

Date	Day	Opponent	Site	Time
<b>February</b>				
12	Tue	Hampden-Sydney	Captains Park	3:00
14	Thu	Eastern Mennonite	Captains Park	3:00
16	Sat	Arcadia (2)	Captains Park	11:00
17	Sun	Gwynedd Mercy	Captains Park	11:00
20	Wed	Randolph-Macon	Captains Park	3:00
23	Sat	Villa Julie	Captains Park	12:00
24	Sun	Bridgewater	Captains Park	11:00
24	Sun	Salisbury	Captains Park	2:30
26	Tue	Virginia Wesleyan	Captains Park	3:00
29	Fri	Ramapo	Captains Park	3:00
<b>March</b>				
1	Sat	N.C. Wesleyan*	Captains Park	11:00
2	Sun	N.C. Wesleyan*	Captains Park	2:00
7	Fri	Virginia State	Captains Park	3:00
8	Sat	Averett*	Captains Park	1:00
9	Sun	Averett*	Captains Park	1:00
10	Mon	at Guilford	Greensboro, N.C.	3:00
12	Wed	at Virginia Wesleyan	Virginia Beach, Va.	3:00
13	Thu	at Frostburg St.	Frostburg, Md.	3:00
14	Fri	Castleton (Vt.) St. (2)	Captains Park	11:00
15	Sat	at Shenandoah*	Winchester, Va.	1:00
16	Sun	at Shenandoah*	Winchester, Va.	1:00
19	Wed	at Hampden-Sydney	Hampden-Sydney, Va.	3:30
22	Sat	Pace	Captains Park	1:00
26	Wed	at Eastern Mennonite	Harrisonburg, Va.	3:00
29	Sat	Greensboro*	Captains Park	1:00
30	Sun	Greensboro*	Captains Park	1:00
<b>April</b>				
1	Tue	at Bridgewater	Bridgewater, Va.	3:00
5	Sat	at Methodist*	Fayetteville, N.C.	1:00
6	Sun	at Methodist*	Fayetteville, N.C.	2:00
10	Thu	at Randolph-Macon	Ashland, Va.	3:00
12	Sat	at Ferrum*	Ferrum, Va.	1:00
13	Sun	at Ferrum*	Ferrum, Va.	1:00
17-20	Th.-Su.	USA South Conf. Tr.	Burlington, NC	TBA
24	Thu	at Mary Washington	Fredericksburg, Va.	3:00
26	Sat	at Salisbury	Salisbury, Md.	2:00
27	Sun	York (Pa.) (2)	Captains Park	12:00

Home games in bold

\* USA South games